




PROPOSED
BUDGET
FOR THE
FISCAL YEAR 2018

TERRY SIMPSON
County Judge

NINA G. TREVINO
RICK OTT

ALMA V. MORENO
HOWARD J. GILLESPIE

County Commissioners



**SAN PATRICIO COUNTY, TEXAS
COMPUTATION OF ESTIMATED CURRENT AD VALOREM TAX COLLECTIONS
BUDGET 2018**

	FOR COUNTY M&O PURPOSES	FOR COUNTY I&S PURPOSES	FOR R&B SPECIAL PURPOSES
GROSS ASSESSED VALUATION - 2016 ROLL ACTUAL	\$ 8,200,722,086	\$ 8,200,722,086	\$ 8,198,922,615
EXEMPTIONS:			
ABATEMENTS	373,035,380	373,035,380	335,895,830
HOMESTEAD	63,046,228		56,943,188
DISABLED VETERANS	39,117,325		28,551,848
OVER 65 LOCAL	270,287,143	270,287,143	286,960,514
POLLUTION CONTROL	117,737,370	117,737,370	117,737,370
OTHER EXEMPTIONS	464,492,850	464,492,850	464,492,850
TOTAL EXEMPTIONS - 2016	1,327,716,296	1,225,552,743	1,290,581,600
NET TAXABLE VALUATION - 2016 ROLL	\$ 6,873,005,790	\$ 6,975,169,343	\$ 6,908,341,015
GROSS ASSESSED VALUATION - 2017 ROLL ESTIMATED	\$ 10,115,757,972	\$ 10,115,757,972	\$ 10,115,757,972
EXEMPTIONS:			
ABATEMENTS	2,261,947,748	2,160,610,820	2,160,610,820
HOMESTEAD	65,254,026	65,254,026	59,252,641
DISABLED VETERANS	45,714,523	45,714,523	34,535,697
OVER 65 LOCAL	277,462,251	277,462,251	294,657,803
POLLUTION CONTROL	210,964,190	210,964,190	210,964,190
OTHER EXEMPTIONS	527,585,917	527,585,917	527,585,917
PROTESTED VALUES	39,450,007	39,450,007	39,450,007
TOTAL EXEMPTIONS - 2017	3,428,378,662	3,327,041,734	3,327,057,075
ESTIMATED TAXABLE VALUATION - 2017 ROLL	6,687,379,310	6,788,716,238	6,788,700,897
TAX RATE (PER \$100 VALUATION)	0.428129	0.040392	0.047803
TAX LEVY	28,630,610	2,742,098	3,245,203
LESS 4.85% (DELINQUENCIES AND CONTESTED APPRAISALS)	(1,388,585)	(117,910)	(157,392)
NET COLLECTIONS	\$ 27,242,025	\$ 2,624,188	\$ 3,087,811
1 CENT TAX LEVY EQUALS	\$ 636,304	\$ 649,680	\$ 645,945

**SAN PATRICIO COUNTY, TEXAS
DISTRIBUTION OF ESTIMATED TAX COLLECTIONS
BUDGET 2018**

<u>FUND</u>	<u>TAX RATE</u>	<u>YIELD PER 1 CENT TAX LEVY</u>	<u>ESTIMATED CURRENT</u>	<u>COLLECTIONS DELINQUENT</u>	<u>TOTAL</u>
GENERAL FUND	\$ 0.428129	\$ 636,304	\$ 27,242,020	\$ 525,000	\$ 27,767,020
ROAD & BRIDGE SPECIAL	<u>0.047803</u>	645,945	<u>3,087,811</u>	<u>85,000</u>	<u>3,172,811</u>
TOTAL OPERATING FUNDS	<u>0.475932</u>		<u>30,329,831</u>	<u>610,000</u>	<u>30,939,831</u>
<u>DEBT SERVICE FUNDS</u>					
QUALIFIED ENERGY CONSERVATION BONDS, 2016	0.003409	649,680	221,476	0	221,476
CERTIFICATES OF OBLIGATION, SERIES 2016	0.009783	649,680	635,582	0	635,582
CERTIFICATES OF OBLIGATION, SERIES 2017	0.010042	649,680	652,409	0	652,409
GO REFUNDING BONDS, 2015	0.017158	649,680	1,114,721	0	1,114,721
DELINQUENT TAXES	<u>0.000000</u>	649,680	<u>0</u>	<u>50,000</u>	<u>50,000</u>
TOTAL DEBT SERVICE FUNDS	<u>0.040392</u>		<u>2,624,188</u>	<u>50,000</u>	<u>2,674,188</u>
TOTAL COUNTY TAX RATE	<u>\$ 0.516324</u>		<u>\$ 32,954,019</u>	<u>\$ 660,000</u>	<u>\$ 33,614,019</u>

**SAN PATRICIO COUNTY, TEXAS
TAX RATE BY FUNDS
BUDGET 2018**

	TAX RATE BUDGET 2015	TAX RATE BUDGET 2016	TAX RATE BUDGET 2017	TAX RATE BUDGET 2018
OPERATING FUNDS				
Road & Bridge Special	\$ 0.065920	\$ 0.057003	\$ 0.045003	\$ 0.047803
General	0.419948	0.384219	0.418000	0.428129
TOTAL OPERATING FUNDS	<u>0.485868</u>	<u>0.441222</u>	<u>0.463003</u>	<u>0.475932</u>
DEBT SERVICE FUNDS				
PERMANENT IMPROVEMENT BONDS				
Qualified Energy Conservation Bonds, 2016	0.000000	0.000000	0.002451	0.003409
Certificates of Obligation, Series 2016	0.000000	0.000000	0.009595	0.009783
Certificates of Obligation, Series 2017	0.000000	0.000000	0.000000	0.010042
GO Refunding Bonds, 2015	0.000000	0.010950	0.016875	0.017158
Certificates of Obligation, Series 2006	<u>0.024132</u>	<u>0.007828</u>	<u>0.000000</u>	<u>0.000000</u>
TOTAL PERMANENT IMPROVEMENT BONDS	<u>0.024132</u>	<u>0.018778</u>	<u>0.028921</u>	<u>0.040392</u>
TOTAL DEBT SERVICE FUNDS	<u>0.024132</u>	<u>0.018778</u>	<u>0.028921</u>	<u>0.040392</u>
TOTAL COUNTY-WIDE TAX RATE	<u>\$ 0.510000</u>	<u>\$ 0.460000</u>	<u>\$ 0.491924</u>	<u>\$ 0.516324</u>

GENERAL FUND

The General Fund is a constitutional fund and is utilized to account for all County revenues and expenditures except those which are required by law to be classed in other constitutional funds and such other funds that are presented separately to facilitate proper accountability.

**SAN PATRICIO COUNTY, TEXAS
GENERAL FUND
BUDGET 2018**

	2016 <u>ACTUAL</u>	2017 <u>ESTIMATE</u>	2018 <u>REQUEST</u>	2018 <u>BUDGET</u>
Beginning Balance	\$ <u>8,925,666</u> <u>8,925,676</u>	\$ 9,123,223	\$ 11,292,299	\$ 11,292,299
Revenues	26,885,484	34,354,048	31,244,920	34,755,720
Transfers In	<u>24,626</u>	<u>0</u>	<u>0</u>	<u>0</u>
Total Revenues and Transfers In	<u>26,910,110</u>	<u>34,354,048</u>	<u>31,244,920</u>	<u>34,755,720</u>
Available Resources	<u>35,835,786</u>	<u>43,477,271</u>	<u>42,537,219</u>	<u>46,048,019</u>
Expenditures	24,110,269	27,995,857	29,016,551	31,510,443
Transfers Out	<u>2,602,294</u>	<u>4,189,115</u>	<u>3,162,115</u>	<u>6,316,977</u>
Total Expenditures and Transfer Out	<u>26,712,563</u>	<u>32,184,972</u>	<u>32,178,666</u>	<u>37,827,420</u>
Ending Balance	\$ <u>9,123,223</u>	\$ 11,292,299	\$ 10,358,554	\$ 8,220,599

21.73%

**SAN PATRICIO COUNTY, TEXAS
GENERAL FUND
BUDGET 2018**

	2016 <u>ACTUAL</u>	2017 <u>ESTIMATE</u>	2018 <u>REQUEST</u>	2018 <u>BUDGET</u>
Revenues				
310-110 Ad Valorem - Current	\$ 21,706,710	\$ 27,753,378	\$ 26,771,730	\$ 27,242,020
310-120 Ad Valorem - Delinquent	<u>542,142</u>	<u>528,784</u>	<u>550,000</u>	<u>525,000</u>
General Property Taxes	<u>22,248,852</u>	<u>28,282,162</u>	<u>27,321,730</u>	<u>27,767,020</u>
320-200 Building Permits	140,300	107,661	55,000	125,500
320-202 Septic Tank & Health Permits	97,562	65,441	73,000	79,600
320-203 Fire Marshal Inspection Fees	<u>225</u>	<u>717</u>	<u>0</u>	<u>500</u>
Non-Busn Licenses/Permits	<u>238,087</u>	<u>173,819</u>	<u>128,000</u>	<u>205,600</u>
330-101 County Judge Supplement	25,315	20,200	20,200	20,200
330-150 Indigent Defense Grant	55,217	53,786	50,000	50,000
330-151 Judicial Fee	84,000	84,000	84,000	84,000
330-200 County Attorney Supplement	70,000	70,000	70,000	70,000
330-201 Asst Prosecutor Longevity	4,540	11,760	12,640	12,000
330-202 Juror Expense Reimbursement	26,956	27,648	15,000	25,000
330-401 DEM-Operation Border Star	156,821	47,671	0	0
330-404 HIDTA Grant	6,785	0	0	0
330-405 OCDETF Grant	4,418	0	0	0
330-413 State D.A. Supplement	0	4,300	4,300	4,300
330-551 Tobacco Settlement Distribution	21,975	31,824	25,000	30,000
330-701 Franchise/Bingo Taxes	1,696	1,624	1,700	1,700
330-703 Beer, Wine and Liquor	946	371	600	600
330-705 Mixed Drink License	75,293	66,992	72,000	67,000
330-801 Law Enforcement Contribs	301,425	274,141	250,000	260,000
330-802 Indirect Cost Reims	120,485	83,841	115,000	85,000
330-805 Local Government Contributions	41,599	11,000	7,500	11,000
330-807 Election Fees	<u>49</u>	<u>0</u>	<u>0</u>	<u>0</u>
Intergovernmental Revenue	<u>997,520</u>	<u>789,158</u>	<u>727,940</u>	<u>720,800</u>
340-100 County Judge	6,664	5,975	7,200	6,400
340-102 County Sheriff	127,864	122,359	126,000	122,000
340-104 County Attorney	14,245	12,381	15,500	12,400
340-106 County Clerk	355,752	353,076	359,000	354,200
340-108 Tax Assessor-Collector	904,637	836,991	800,000	837,000
340-110 District Attorney	237	342	2,300	300
340-112 District Clerk	136,220	151,434	131,000	146,000
340-121 Justice of the Peace #1	5,984	6,322	5,800	6,100
340-122 Justice of the Peace #2	1,337	1,865	1,400	1,700
340-124 Justice of the Peace #4	8,961	9,868	8,700	9,500
340-125 Justice of the Peace #5	11,423	10,222	9,800	10,400
340-126 Justice of the Peace #6	5,901	8,167	6,100	7,000
340-128 Justice of the Peace #8	1,487	2,517	1,300	2,000
340-131 Constable #1	7,655	7,348	6,000	7,100
340-132 Constable #2	4,410	2,230	4,900	2,200
340-134 Constable #4	16,580	18,911	17,000	18,900
340-135 Constable #5	6,530	5,140	6,000	5,100
340-136 Constable #6	22,627	24,286	24,900	24,600
340-138 Constable #8	5,573	4,376	5,000	5,200
340-151 County Appointed Attorney	802	1,247	5,600	1,200
340-152 District Appointed Atty	<u>48,935</u>	<u>46,172</u>	<u>48,000</u>	<u>46,200</u>
Fees of Office	<u>1,693,824</u>	<u>1,631,229</u>	<u>1,591,500</u>	<u>1,625,500</u>

**SAN PATRICIO COUNTY, TEXAS
GENERAL FUND
BUDGET 2018**

	2016 <u>ACTUAL</u>	2017 <u>ESTIMATE</u>	2018 <u>REQUEST</u>	2018 <u>BUDGET</u>
340-301 Court Cost Service Fees	\$ 119,103	\$ 47,365	\$ 93,600	\$ 47,000
340-302 Truancy Court Cost	537	606	900	600
340-303 Child Safety Court Cost	2,838	1,033	600	2,000
340-305 Traffic Court Cost	13,995	11,834	15,300	11,800
340-306 Child Safety Fee Veh Reg	9,135	8,264	6,700	8,300
340-309 Arrest/Video Fees	3,882	3,779	4,300	3,900
340-310 E-Filing Fee	13,478	14,833	9,500	13,400
340-311 Bail Bond Fees	8,940	8,430	11,900	8,400
340-313 Graffiti Eradication Fee	35	0	0	0
340-314 BAT Offense	315	290	300	300
340-315 Probate Training Fees	945	915	900	900
340-316 Probate Guardianship Fee	3,780	3,659	3,700	3,700
340-323 Inmate Telephone	56,723	44,851	71,900	44,800
340-401 Detention Service Charges	114,800	91,000	92,700	91,000
340-601 Waste Disposal Fees	64,421	66,941	68,300	66,100
340-701 Health Service Fees	11,355	6,026	9,800	6,000
340-998 Miscellaneous Fees	<u>10,327</u>	<u>10,244</u>	<u>9,300</u>	<u>10,000</u>
Other Fees	<u>434,609</u>	<u>320,070</u>	<u>399,700</u>	<u>318,200</u>
350-101 Justice of the Peace #1	165,494	122,403	179,000	122,400
350-102 Justice of the Peace #2	49,077	70,919	55,200	62,900
350-104 Justice of the Peace #4	94,291	76,283	99,200	76,300
350-105 Justice of the Peace #5	302,818	264,572	253,200	264,500
350-106 Justice of the Peace #6	61,134	68,253	76,100	68,000
350-108 Justice of the Peace #8	17,354	29,996	19,800	23,400
350-200 Bail Bond Forfeitures	0	0	0	0
350-201 Other Forfeitures	0	1,500	0	1,800
350-501 License & Weight	<u>6,031</u>	<u>6,440</u>	<u>8,000</u>	<u>6,400</u>
Fines & Forfeitures	<u>696,199</u>	<u>640,366</u>	<u>690,500</u>	<u>625,700</u>
360-101 Interest Earnings	<u>116,526</u>	<u>209,782</u>	<u>110,250</u>	<u>210,000</u>
Investment Earnings	<u>116,526</u>	<u>209,782</u>	<u>110,250</u>	<u>210,000</u>
365-105 Contributions-Owner Payments	<u>0</u>	<u>2,000,000</u>	<u>0</u>	<u>3,000,000</u>
Contributions-Owner Payments	<u>0</u>	<u>2,000,000</u>	<u>0</u>	<u>3,000,000</u>
370-100 Sale of Fixed Assets	47,097	23,489	0	23,000
370-101 Insurance Recovery-Assets	29,341	616	0	0
370-201 Rental Income	86,834	89,351	87,100	87,700
370-202 Fairgrounds Income	134,387	119,605	125,000	120,000
370-203 County Park Revenue	33,478	29,287	34,000	27,300
370-301 Coin Station Receipts	5	3	0	0
370-303 Concession Stand Income	10,937	8,900	12,900	8,900
370-399 Private Source Contributions	6,300	1,075	1,300	1,000
370-401 Refunds, Sundry	111,488	35,136	15,000	15,000
390-733 Transfer In - CIAP	<u>24,626</u>	<u>0</u>	<u>0</u>	<u>0</u>
Other Revenue	<u>484,493</u>	<u>307,462</u>	<u>275,300</u>	<u>282,900</u>
Total Revenues	<u>\$ 26,910,110</u>	<u>\$ 34,354,048</u>	<u>\$ 31,244,920</u>	<u>\$ 34,755,720</u>

**SAN PATRICIO COUNTY, TEXAS
GENERAL FUND
BUDGET 2018**

	2016 <u>ACTUAL</u>	2017 <u>ESTIMATE</u>	2018 <u>REQUEST</u>	2018 <u>BUDGET</u>
400 County Judge				
101 Elected Officials	\$ 107,643	\$ 107,643	\$ 107,643	\$ 107,643
110 Regular Employees	31,525	32,125	32,125	33,089
185 Phone Allowance	1,200	1,200	1,200	1,200
190 Longevity Pay	1,391	1,427	1,008	1,006
195 Overtime	429	720	250	250
210 Group Insurance	15,602	17,011	19,104	19,104
220 Social Security Taxes	10,643	10,632	10,693	10,954
230 Retirement Contributions	14,649	15,030	15,165	15,535
250 Unemployment Insurance	33	85	131	135
260 Workers' Compensation Ins	395	349	393	401
<i>Personal Services</i>	<u>183,510</u>	<u>186,222</u>	<u>187,712</u>	<u>189,317</u>
312 Conference and Assoc Dues	1,065	1,760	2,600	2,600
330 Pre-Employment Physicals	0	0	0	0
432 Vehicle Repairs/Maint	163	1,034	2,000	2,000
434 Equipment Repairs/Maint	24	1,349	2,000	2,000
442 Vehicle/Equipment Rental	2,498	2,746	3,000	3,000
520 Insurance/Bond Premiums	619	560	1,000	1,000
530 Telephone	1,382	516	456	456
538 Postage	413	690	700	700
580 Travel	2,726	4,724	6,000	6,000
<i>Other Services and Charges</i>	<u>8,890</u>	<u>13,379</u>	<u>17,756</u>	<u>17,756</u>
610 General Supplies	149	533	1,000	1,000
626 Fuel, Oil, Lubricants	1,000	1,315	2,000	2,000
650 NCO Furniture/Equipment	0	0	0	0
<i>Supplies</i>	<u>1,149</u>	<u>1,848</u>	<u>3,000</u>	<u>3,000</u>
740 Machinery and Equipment	0	0	0	0
<i>Capital Outlay</i>	<u>0</u>	<u>0</u>	<u>0</u>	<u>0</u>
County Judge	<u>193,549</u>	<u>201,449</u>	<u>208,468</u>	<u>210,073</u>

**SAN PATRICIO COUNTY, TEXAS
GENERAL FUND
BUDGET 2018**

	2016 <u>ACTUAL</u>	2017 <u>ESTIMATE</u>	2018 <u>REQUEST</u>	2018 <u>BUDGET</u>
403				
County Clerk				
101 Elected Officials	\$ 67,674	\$ 67,674	\$ 71,058	\$ 67,674
110 Regular Employees	412,234	401,118	440,617	439,432
115 Temporary Employees	30,793	29,112	55,000	55,216
185 Phone Allowance	780	780	780	780
190 Longevity Pay	6,479	6,464	8,548	7,284
195 Overtime	7,981	9,720	6,000	6,000
210 Group Insurance	127,475	134,278	152,832	143,280
220 Social Security Taxes	36,613	37,057	33,784	42,219
230 Retirement Contributions	54,057	53,759	47,915	59,878
250 Unemployment Insurance	817	1,187	1,762	1,932
260 Workers' Compensation Ins	1,543	1,285	1,237	1,615
<i>Personal Services</i>	<u>746,446</u>	<u>742,434</u>	<u>819,533</u>	<u>825,310</u>
312 Conference and Assoc Dues	1,685	2,710	3,000	3,000
330 Pre-Employment Physicals	57	162	400	400
434 Equipment Repairs/Maint	3,887	8,092	15,000	15,000
442 Vehicle/Equipment Rental	8,360	8,015	3,800	3,800
520 Insurance/Bond Premiums	6,647	5,982	4,300	4,300
530 Telephone	1,745	537	360	360
538 Postage	10,205	12,557	12,000	12,000
540 Public Notices	21	100	200	200
580 Travel	3,176	6,444	6,000	6,000
598 Misc Services & Charges	1,229	1,290	2,000	2,000
<i>Other Services and Charges</i>	<u>37,012</u>	<u>45,889</u>	<u>47,060</u>	<u>47,060</u>
610 General Supplies	20,689	16,248	28,000	28,000
650 NCO Furniture/Equipment	3,137	250	3,500	3,500
<i>Supplies</i>	<u>23,826</u>	<u>16,498</u>	<u>31,500</u>	<u>31,500</u>
740 Machinery and Equipment	0	0	0	0
<i>Capital Outlay</i>	<u>0</u>	<u>0</u>	<u>0</u>	<u>0</u>
County Clerk	<u>807,284</u>	<u>804,821</u>	<u>898,093</u>	<u>903,870</u>

**SAN PATRICIO COUNTY, TEXAS
GENERAL FUND
BUDGET 2018**

	2016 <u>ACTUAL</u>	2017 <u>ESTIMATE</u>	2018 <u>REQUEST</u>	2018 <u>BUDGET</u>
405	<i>Veterans' Service</i>			
110	\$ 44,911	\$ 45,523	\$ 44,923	\$ 46,887
115	0	0	0	0
190	249	285	321	357
195	14	12	0	0
210	11,508	12,447	15,458	14,010
220	3,162	3,199	3,437	3,614
230	4,653	4,820	4,874	5,125
250	45	67	180	190
260	129	105	126	133
	<u>64,670</u>	<u>66,458</u>	<u>69,319</u>	<u>70,316</u>
	<i>Personal Services</i>			
312	0	500	1,000	1,000
330	0	0	100	100
434	0	130	260	260
442	0	125	250	250
520	172	141	250	250
530	243	0	0	0
538	89	285	570	570
540	0	100	200	200
580	1,140	1,750	3,500	3,500
598	905	5,312	5,000	5,000
	<u>2,549</u>	<u>8,343</u>	<u>11,130</u>	<u>11,130</u>
	<i>Other Services and Charges</i>			
610	113	385	650	650
650	0	0	0	0
	<u>113</u>	<u>385</u>	<u>650</u>	<u>650</u>
	<i>Supplies</i>			
740	0	0	0	0
	<u>0</u>	<u>0</u>	<u>0</u>	<u>0</u>
	<i>Capital Outlay</i>			
	<u>67,332</u>	<u>75,186</u>	<u>81,099</u>	<u>82,096</u>
	<i>Veterans' Service</i>			

**SAN PATRICIO COUNTY, TEXAS
GENERAL FUND
BUDGET 2018**

	2016 <u>ACTUAL</u>	2017 <u>ESTIMATE</u>	2018 <u>REQUEST</u>	2018 <u>BUDGET</u>
406	<i>Emergency Management</i>			
110	\$ 136,457	\$ 139,037	\$ 152,938	\$ 143,208
185	1,560	1,560	1,560	1,560
190	1,518	1,608	1,468	1,711
195	887	784	600	600
210	15,607	17,034	28,656	28,656
220	10,767	10,952	11,699	11,251
230	14,525	15,118	16,593	15,957
250	256	381	611	588
260	399	396	508	490
	<u>181,976</u>	<u>186,870</u>	<u>214,633</u>	<u>204,021</u>
	<i>Personal Services</i>			
312	1,985	5,910	3,000	3,000
330	0	0	300	300
432	7,328	1,592	5,000	5,000
434	3,131	1,839	5,000	5,000
442	0	2,964	5,000	5,000
520	1,373	1,899	1,800	1,800
530	3,504	3,867	4,000	4,000
538	564	774	1,000	1,000
540	69	500	1,000	1,000
580	6,841	8,916	7,000	7,000
598	4,576	2,815	5,000	5,000
	<u>29,371</u>	<u>31,076</u>	<u>38,100</u>	<u>38,100</u>
	<i>Other Services and Charges</i>			
610	5,071	5,189	5,000	5,000
626	4,064	5,053	6,000	6,000
627	606	1,500	3,000	3,000
650	1,190	3,892	2,400	2,400
	<u>10,931</u>	<u>15,634</u>	<u>16,400</u>	<u>16,400</u>
	<i>Supplies</i>			
740	55,958	0	0	0
	<u>55,958</u>	<u>0</u>	<u>0</u>	<u>0</u>
	<i>Capital Outlay</i>			
	<u>278,236</u>	<u>233,580</u>	<u>269,133</u>	<u>258,521</u>
	<i>Emergency Management</i>			

**SAN PATRICIO COUNTY, TEXAS
GENERAL FUND
BUDGET 2018**

	2016 <u>ACTUAL</u>	2017 <u>ESTIMATE</u>	2018 <u>REQUEST</u>	2018 <u>BUDGET</u>
408				
<i>Printing Department</i>				
110 Regular Employees	\$ 48,710	\$ 49,310	\$ 50,790	\$ 50,789
115 Temporary Employees	0	0	0	0
190 Longevity Pay	720	720	750	720
195 Overtime	871	500	1,320	1,200
210 Group Insurance	8,788	9,580	9,552	9,552
220 Social Security Taxes	3,435	3,438	3,885	4,032
230 Retirement Contributions	5,181	5,377	5,511	5,719
250 Unemployment Insurance	90	132	203	211
260 Workers' Compensation Ins	387	389	477	495
<i>Personal Services</i>	<u>68,182</u>	<u>69,446</u>	<u>72,488</u>	<u>72,718</u>
312 Conference and Assoc Dues	0	0	50	50
330 Pre-Employment Physicals	0	0	100	100
434 Equipment Repairs/Maint	3,044	6,220	8,150	8,150
442 Vehicle/Equipment Rental	2,035	1,963	2,025	2,025
520 Insurance/Bond Premiums	176	174	400	400
530 Telephone	76	0	0	0
538 Postage	0	0	15	15
540 Public Notices	0	0	50	50
580 Travel	0	0	50	50
598 Misc Services & Charges	0	0	0	0
<i>Other Services and Charges</i>	<u>5,331</u>	<u>8,357</u>	<u>10,840</u>	<u>10,840</u>
610 General Supplies	18,362	43,424	31,000	30,000
650 NCO Furniture/Equipment	0	75	250	250
<i>Supplies</i>	<u>18,362</u>	<u>43,499</u>	<u>31,250</u>	<u>30,250</u>
740 Machinery and Equipment	0	34,917	0	0
<i>Capital Outlay</i>	<u>0</u>	<u>34,917</u>	<u>0</u>	<u>0</u>
<i>Printing Department</i>	<u>91,875</u>	<u>156,219</u>	<u>114,578</u>	<u>113,808</u>

**SAN PATRICIO COUNTY, TEXAS
GENERAL FUND
BUDGET 2018**

	2016 <u>ACTUAL</u>	2017 <u>ESTIMATE</u>	2018 <u>REQUEST</u>	2018 <u>BUDGET</u>
410	<i>Personnel Department</i>			
110	\$ 116,606	\$ 118,474	\$ 123,074	\$ 122,028
185	600	600	600	600
190	1,169	1,326	1,278	1,313
195	822	641	2,000	2,000
210	24,114	26,292	28,656	28,656
220	8,824	8,830	9,415	9,634
230	12,277	12,727	13,354	13,664
250	233	315	492	503
260	350	279	345	353
	<u>164,995</u>	<u>169,484</u>	<u>179,214</u>	<u>178,751</u>
	<i>Personal Services</i>			
312	1,419	698	7,000	7,000
330	0	418	1,000	1,000
341	560	3,388	7,000	7,000
434	0	750	1,500	1,500
520	537	416	600	600
530	685	456	456	456
538	1,080	1,308	2,000	2,000
540	0	250	500	500
580	4,423	1,429	5,000	5,000
598	1,025	1,250	2,500	2,500
	<u>9,729</u>	<u>10,363</u>	<u>27,556</u>	<u>27,556</u>
	<i>Other Services and Charges</i>			
610	1,267	3,293	6,000	6,000
641	0	250	500	500
650	0	500	1,000	1,000
698	15,901	27,473	20,000	20,000
	<u>17,168</u>	<u>31,516</u>	<u>27,500</u>	<u>27,500</u>
	<i>Supplies</i>			
	<u>191,892</u>	<u>211,363</u>	<u>234,270</u>	<u>233,807</u>
	<i>Personnel Department</i>			

**SAN PATRICIO COUNTY, TEXAS
GENERAL FUND
BUDGET 2018**

	2016 <u>ACTUAL</u>	2017 <u>ESTIMATE</u>	2018 <u>REQUEST</u>	2018 <u>BUDGET</u>
412	<i>Records Management</i>			
110	\$ 22,495	\$ 21,171	\$ 24,250	\$ 21,424
190	47	33	111	118
195	130	156	500	500
210	8,038	8,034	9,552	9,552
220	1,734	1,616	1,855	1,686
230	2,335	2,251	2,631	2,391
250	40	46	97	88
260	64	53	68	61
	<u>34,883</u>	<u>33,360</u>	<u>39,064</u>	<u>35,820</u>
	<i>Personal Services</i>			
312	60	125	250	250
330	0	81	100	100
341	0	0	0	0
410	3,704	1,686	5,000	5,000
434	0	250	500	500
520	140	124	650	650
530	461	645	300	300
580	38	100	200	200
	<u>4,403</u>	<u>3,011</u>	<u>7,000</u>	<u>7,000</u>
	<i>Other Services and Charges</i>			
610	193	688	1,000	1,000
641	0	100	200	200
	<u>193</u>	<u>788</u>	<u>1,200</u>	<u>1,200</u>
	<i>Supplies</i>			
740	0	0	0	0
	<u>0</u>	<u>0</u>	<u>0</u>	<u>0</u>
	<i>Capital Outlay</i>			
	<u>39,479</u>	<u>37,159</u>	<u>47,264</u>	<u>44,020</u>
	<i>Records Management</i>			

**SAN PATRICIO COUNTY, TEXAS
GENERAL FUND
BUDGET 2018**

	2016 <u>ACTUAL</u>	2017 <u>ESTIMATE</u>	2018 <u>REQUEST</u>	2018 <u>BUDGET</u>
414	<i>Personnel Safety</i>			
110	\$ 27,037	\$ 27,637	\$ 30,400	\$ 28,466
185	600	600	600	600
190	213	249	291	284
195	563	568	200	200
210	8,038	8,764	9,552	9,552
220	2,174	2,223	2,325	2,260
230	2,927	3,027	3,298	3,206
250	50	75	121	118
260	80	80	106	104
	<u>41,682</u>	<u>43,223</u>	<u>46,893</u>	<u>44,790</u>
	<i>Personal Services</i>			
312	1,465	1,735	4,000	4,000
330	0	0	0	0
432	0	1,942	2,500	2,500
520	158	161	250	250
530	458	912	456	456
538	0	0	0	0
580	4,847	7,259	8,000	8,000
598	1,664	4,119	7,000	7,000
	<u>8,592</u>	<u>16,128</u>	<u>22,206</u>	<u>22,206</u>
	<i>Other Services and Charges</i>			
610	11,876	18,474	15,000	15,000
626	0	0	3,000	3,000
627	0	0	1,000	1,000
650	937	9,576	0	0
	<u>12,813</u>	<u>28,050</u>	<u>19,000</u>	<u>19,000</u>
	<i>Supplies</i>			
740	0	26,671	0	0
	<u>0</u>	<u>26,671</u>	<u>0</u>	<u>0</u>
	<i>Capital Outlay</i>			
	<u>63,087</u>	<u>114,072</u>	<u>88,099</u>	<u>85,996</u>
	<i>Personnel Safety</i>			

**SAN PATRICIO COUNTY, TEXAS
GENERAL FUND
BUDGET 2018**

	2016 <u>ACTUAL</u>	2017 <u>ESTIMATE</u>	2018 <u>REQUEST</u>	2018 <u>BUDGET</u>
416				
<i>Information Services</i>				
110 Regular Employees	\$ 197,044	\$ 196,980	\$ 206,824	\$ 202,884
185 Phone Allowance	2,400	2,400	2,400	2,400
190 Longevity Pay	2,384	2,235	2,441	2,351
195 Overtime	0	0	500	500
210 Group Insurance	37,586	40,601	38,208	39,163
220 Social Security Taxes	14,695	14,733	16,231	15,922
230 Retirement Contributions	20,788	21,210	23,020	22,582
250 Unemployment Insurance	339	498	849	832
260 Workers' Compensation Ins	572	543	743	643
<i>Personal Services</i>	<u>275,808</u>	<u>279,200</u>	<u>291,216</u>	<u>287,277</u>
312 Conference and Assoc Dues	0	2,000	15,000	15,000
330 Pre-Employment Physicals	0	0	100	100
341 Other Professional Services	7,005	24,320	3,500	3,500
434 Equipment Repairs/Maint	120,130	408,413	46,667	46,667
442 Vehicle/Equipment Rental	0	1,000	2,000	2,000
460 Software License/Support	281,221	47,866	437,146	437,146
520 Insurance/Bond Premiums	974	844	1,450	1,450
530 Telephone	131,877	222,494	136,973	136,973
538 Postage	306	0	500	500
540 Public Notices	0	0	50	50
580 Travel	2,482	3,178	8,000	8,000
<i>Other Services and Charges</i>	<u>543,995</u>	<u>710,115</u>	<u>651,386</u>	<u>651,386</u>
610 General Supplies	26,139	50,394	30,000	30,000
641 Books, Subscriptions	0	500	1,000	1,000
650 NCO Furniture/Equipment	10,534	27,026	30,000	30,000
<i>Supplies</i>	<u>36,673</u>	<u>77,920</u>	<u>61,000</u>	<u>61,000</u>
740 Machinery and Equipment	0	55,655	50,000	50,000
<i>Capital Outlay</i>	<u>0</u>	<u>55,655</u>	<u>50,000</u>	<u>50,000</u>
<i>Information Services</i>	<u>856,476</u>	<u>1,122,890</u>	<u>1,053,602</u>	<u>1,049,663</u>

**SAN PATRICIO COUNTY, TEXAS
GENERAL FUND
BUDGET 2018**

	2016 <u>ACTUAL</u>	2017 <u>ESTIMATE</u>	2018 <u>REQUEST</u>	2018 <u>BUDGET</u>
418 ADA Coordinator				
110 Regular Employees	\$ 2,557	\$ 2,557	\$ 2,557	\$ 2,634
190 Longevity Pay	0	0	24	11
195 Overtime	0	0	0	0
210 Group Insurance	497	523	9,552	955
220 Social Security Taxes	195	193	196	202
230 Retirement Contributions	263	269	277	287
250 Unemployment Insurance	0	0	10	11
260 Workers' Compensation Ins	7	6	11	7
<i>Personal Services</i>	<u>3,519</u>	<u>3,548</u>	<u>12,627</u>	<u>4,107</u>
312 Conference and Assoc Dues	380	0	400	400
520 Insurance/Bond Premiums	3	3	12	12
580 Travel	795	480	1,700	1,700
<i>Other Services and Charges</i>	<u>1,178</u>	<u>483</u>	<u>2,112</u>	<u>2,112</u>
ADA Coordinator	<u>4,697</u>	<u>4,031</u>	<u>14,739</u>	<u>6,219</u>
449 Non-Departmental				
312 Conference and Assoc Dues	\$ 9,660	\$ 16,174	\$ 13,000	\$ 13,000
334 Accounting/Auditing Svcs	22,000	34,100	30,000	30,000
336 Engineering/Architectural	2,700	3,500	7,000	7,000
341 Other Professional Services	94,909	9,846	12,000	12,000
434 Equipment Repairs/Maint	2,629	1,110	12,000	12,000
442 Vehicle/Equipment Rental	9,720	13,104	9,500	9,500
501 Econ Development Services	0	0	0	0
520 Insurance/Bond Premiums	60,960	0	2,500	2,500
530 Telephone	3,187	0	0	0
538 Postage	65	60	100	100
540 Public Notices	1,333	2,933	5,000	5,000
598 Misc Services & Charges	36,869	52,054	36,000	36,000
<i>Other Services and Charges</i>	<u>244,032</u>	<u>132,881</u>	<u>127,100</u>	<u>127,100</u>
610 General Supplies	13,823	18,398	30,000	30,000
650 NCO Furniture/Equipment	0	0	0	0
<i>Supplies</i>	<u>13,823</u>	<u>18,398</u>	<u>30,000</u>	<u>30,000</u>
740 Machinery and Equipment	0	0	0	0
<i>Capital Outlay</i>	<u>0</u>	<u>0</u>	<u>0</u>	<u>0</u>
Non-Departmental	<u>257,855</u>	<u>151,279</u>	<u>157,100</u>	<u>157,100</u>
GENERAL ADMINISTRATION	<u>2,851,762</u>	<u>3,112,049</u>	<u>3,266,445</u>	<u>3,145,173</u>

**SAN PATRICIO COUNTY, TEXAS
GENERAL FUND
BUDGET 2018**

	2016 <u>ACTUAL</u>	2017 <u>ESTIMATE</u>	2018 <u>REQUEST</u>	2018 <u>BUDGET</u>
450				
County Court				
110 Regular Employees	\$ 98,731	\$ 89,815	\$ 114,178	\$ 107,092
115 Temporary Employees	0	0	0	0
190 Longevity Pay	35	54	72	124
195 Overtime	615	289	1,200	1,200
210 Group Insurance	15,764	9,589	19,104	19,104
220 Social Security Taxes	7,290	6,464	7,957	8,294
230 Retirement Contributions	10,236	9,768	10,941	11,763
250 Unemployment Insurance	197	255	416	434
260 Workers' Compensation Ins	878	968	747	845
<i>Personal Services</i>	<u>133,746</u>	<u>117,202</u>	<u>154,615</u>	<u>148,856</u>
312 Conference and Assoc Dues	325	250	500	500
321 Other Costs of Court	10,955	13,360	7,000	7,000
329 Court Reporter Services	1,079	4,747	1,500	1,500
330 Pre-Employment Physicals	0	81	0	0
332 Attorney Fees	173,970	141,594	115,000	115,000
341 Other Professional Services	750	1,500	0	0
343 Translator Services	0	1,500	3,000	3,000
351 Juror Expense	10,800	13,500	40,000	40,000
434 Equipment Repairs/Maint	0	250	500	500
442 Vehicle/Equipment Rental	683	1,480	1,380	1,380
520 Insurance/Bond Premiums	1,539	1,304	1,600	1,600
580 Travel	2	500	1,000	1,000
598 Misc Services & Charges	758	51	1,500	1,500
<i>Other Services and Charges</i>	<u>200,861</u>	<u>180,117</u>	<u>172,980</u>	<u>172,980</u>
610 General Supplies	51	803	1,500	1,500
650 NCO Furniture/Equipment	0	0	0	0
<i>Supplies</i>	<u>51</u>	<u>803</u>	<u>1,500</u>	<u>1,500</u>
740 Machinery and Equipment	0	0	0	0
<i>Capital Outlay</i>	<u>0</u>	<u>0</u>	<u>0</u>	<u>0</u>
County Court	<u>334,658</u>	<u>298,122</u>	<u>329,095</u>	<u>323,336</u>

**SAN PATRICIO COUNTY, TEXAS
GENERAL FUND
BUDGET 2018**

	2016 <u>ACTUAL</u>	2017 <u>ESTIMATE</u>	2018 <u>REQUEST</u>	2018 <u>BUDGET</u>
451	<i>County Court-at-Law Judge</i>			
101	\$ 150,100	\$ 150,100	\$ 151,903	\$ 150,100
110	49,068	49,668	54,128	51,158
185	780	780	780	780
190	204	276	204	348
195	0	0	500	1,000
210	16,475	17,961	19,104	19,104
220	12,533	14,898	15,389	15,560
230	20,616	21,126	21,107	22,068
250	88	101	201	210
260	561	487	589	570
	<u>250,425</u>	<u>255,397</u>	<u>263,905</u>	<u>260,898</u>
	<i>Personal Services</i>			
312	805	1,840	3,000	3,000
330	0	0	110	110
434	24	250	500	500
520	385	338	500	500
530	623	456	456	456
538	2,192	2,928	2,500	2,500
540	0	100	200	200
580	2,417	1,589	3,000	3,000
	<u>6,446</u>	<u>7,501</u>	<u>10,266</u>	<u>10,266</u>
	<i>Other Services and Charges</i>			
610	1,178	1,032	2,000	2,000
641	409	630	2,500	2,500
650	0	750	1,500	1,500
	<u>1,587</u>	<u>2,412</u>	<u>6,000</u>	<u>6,000</u>
	<i>Supplies</i>			
740	0	750	1,500	1,500
	<u>0</u>	<u>750</u>	<u>1,500</u>	<u>1,500</u>
	<i>Capital Outlay</i>			
	<u>258,458</u>	<u>266,060</u>	<u>281,671</u>	<u>278,664</u>
	<i>County Court-at-Law Judge</i>			

**SAN PATRICIO COUNTY, TEXAS
GENERAL FUND
BUDGET 2018**

	2016 <u>ACTUAL</u>	2017 <u>ESTIMATE</u>	2018 <u>REQUEST</u>	2018 <u>BUDGET</u>
460				
<i>District Court</i>				
110 Regular Employees	\$ 0	\$ 0	\$ 0	\$ 0
190 Longevity Pay	0	0	0	0
210 Group Insurance	0	0	0	0
220 Social Security Taxes	0	0	0	0
230 Retirement Contributions	0	0	0	0
250 Unemployment Insurance	0	0	0	0
260 Workers' Compensation Ins	0	0	0	0
<i>Personal Services</i>	<u>0</u>	<u>0</u>	<u>0</u>	<u>0</u>
312 Conference and Assoc Dues	\$ 0	\$ 0	\$ 0	\$ 0
321 Other Costs of Court	2,805	3,222	12,000	12,000
329 Court Reporter Services	0	0	1,000	1,000
330 Pre-Employment Physicals	0	0	0	0
332 Attorney Fees	479,807	462,514	475,000	475,000
335 Hospital/Medical Services	2,250	2,500	5,000	5,000
341 Other Professional Services	10,650	14,007	12,500	12,500
351 Juror Expense	65,100	66,360	75,000	75,000
434 Equipment Repairs/Maint	72	2,500	5,000	5,000
520 Insurance/Bond Premiums	330	335	850	850
530 Telephone	228	0	0	0
538 Postage	0	0	100	100
540 Public Notices	0	0	100	100
580 Travel	0	0	0	0
598 Misc Services & Charges	627	1,564	1,600	1,600
<i>Other Services and Charges</i>	<u>561,869</u>	<u>553,002</u>	<u>588,150</u>	<u>588,150</u>
610 General Supplies	1,783	1,921	2,000	2,000
630 Food	600	946	1,000	1,000
650 NCO Furniture/Equipment	0	27,500	27,500	27,500
<i>Supplies</i>	<u>2,383</u>	<u>30,367</u>	<u>30,500</u>	<u>30,500</u>
740 Machinery and Equipment	<u>0</u>	<u>0</u>	<u>0</u>	<u>0</u>
Capital Outlay	<u>0</u>	<u>0</u>	<u>0</u>	<u>0</u>
<i>District Court</i>	<u>564,252</u>	<u>583,369</u>	<u>618,650</u>	<u>618,650</u>

**SAN PATRICIO COUNTY, TEXAS
GENERAL FUND
BUDGET 2018**

	2016 <u>ACTUAL</u>	2017 <u>ESTIMATE</u>	2018 <u>REQUEST</u>	2018 <u>BUDGET</u>
465	<i>District Clerk</i>			
101	\$ 67,674	\$ 67,674	\$ 67,674	\$ 67,674
110	244,287	272,338	319,981	312,141
115	0	0	10,703	10,703
185	780	780	780	780
190	2,570	2,787	3,700	3,520
195	2,838	3,449	3,000	2,300
210	91,419	107,151	114,624	124,176
220	22,307	24,184	29,656	30,381
230	32,769	36,557	42,061	43,088
250	452	728	1,551	1,313
260	1,002	832	1,085	1,112
	<u>466,098</u>	<u>516,480</u>	<u>594,815</u>	<u>597,188</u>
	<i>Personal Services</i>			
312	845	880	1,000	1,000
330	81	81	250	250
434	521	3,048	4,000	4,000
442	3,356	3,300	3,800	3,800
520	1,731	1,672	3,630	3,630
530	916	0	0	0
538	7,715	11,285	9,000	9,000
540	247	0	100	100
580	2,161	1,813	3,000	3,000
598	1,082	719	1,400	1,400
	<u>18,655</u>	<u>22,798</u>	<u>26,180</u>	<u>26,180</u>
	<i>Other Services and Charges</i>			
610	11,046	6,772	11,000	11,000
650	2,669	4,200	8,400	8,400
	<u>13,715</u>	<u>10,972</u>	<u>19,400</u>	<u>19,400</u>
	<i>Supplies</i>			
740	0	0	0	0
	<u>0</u>	<u>0</u>	<u>0</u>	<u>0</u>
	<i>Capital Outlay</i>			
	<u>498,468</u>	<u>550,250</u>	<u>640,395</u>	<u>642,768</u>
	<i>District Clerk</i>			

**SAN PATRICIO COUNTY, TEXAS
GENERAL FUND
BUDGET 2018**

	2016 <u>ACTUAL</u>	2017 <u>ESTIMATE</u>	2018 <u>REQUEST</u>	2018 <u>BUDGET</u>
467 District Attorney				
101 Elected Officials	\$ 0	\$ 10,540	\$ 10,468	\$ 10,540
110 Regular Employees	0	402,821	391,112	439,570
115 Temporary Employees	0	0	1,100	1,100
185 Phone Allowance	0	3,770	3,900	3,900
190 Longevity Pay	0	8,045	12,857	13,398
195 Overtime	0	654	0	0
210 Group Insurance	0	60,553	74,616	76,416
220 Social Security Taxes	0	30,383	32,086	35,842
230 Retirement Contributions	0	44,221	44,125	50,833
250 Unemployment Insurance	0	1,098	1,632	1,828
260 Workers' Compensation Ins	0	1,008	975	1,125
<i>Personal Services</i>	<u>0</u>	<u>563,093</u>	<u>572,871</u>	<u>634,552</u>
312 Conference and Assoc Dues	0	2,600	4,000	4,000
321 Other Costs of Court	0	0	100	100
329 Court Reporter Services	0	750	1,500	1,500
330 Pre-Employment Physicals	0	162	100	100
341 Other Professional Services	0	167	3,500	3,500
432 Vehicle Repairs/Maint	0	2,141	4,000	4,000
434 Equipment Repairs/Maint	0	2,381	2,700	2,700
520 Insurance/Bond Premiums	0	2,109	16,800	16,800
530 Telephone	0	0	3,500	0
538 Postage	0	1,192	1,800	1,800
580 Travel	0	1,350	2,700	2,700
597 Investigative Expense	0	100	200	200
598 Misc Services & Charges	0	2,848	5,000	5,000
<i>Other Services and Charges</i>	<u>0</u>	<u>15,800</u>	<u>45,900</u>	<u>42,400</u>
610 General Supplies	0	4,733	4,000	4,000
626 Fuel, Oil, Lubricants	0	6,211	9,000	9,000
627 Automotive Supplies	0	150	300	300
641 Books, Subscriptions	0	1,025	2,000	2,000
<i>Supplies</i>	<u>0</u>	<u>12,119</u>	<u>15,300</u>	<u>15,300</u>
740 Machinery and Equipment	0	0	0	0
<i>Capital Outlay</i>	<u>0</u>	<u>0</u>	<u>0</u>	<u>0</u>
District Attorney	<u>\$ 0</u>	<u>\$ 591,012</u>	<u>\$ 634,071</u>	<u>\$ 692,252</u>

**SAN PATRICIO COUNTY, TEXAS
GENERAL FUND
BUDGET 2018**

	2016 <u>ACTUAL</u>	2017 <u>ESTIMATE</u>	2018 <u>REQUEST</u>	2018 <u>BUDGET</u>
471	<i>Justice of the Peace #1</i>			
101	\$ 53,786	\$ 53,786	\$ 59,164	\$ 53,786
110	79,524	81,324	87,019	83,763
115	0	0	0	0
185	780	780	780	780
190	1,547	1,641	1,725	1,836
195	156	134	200	200
210	32,369	35,056	39,550	38,208
220	10,172	10,307	10,600	10,738
230	13,987	14,482	15,000	15,231
250	144	214	400	340
260	284	315	600	394
	<u>192,749</u>	<u>198,039</u>	<u>215,038</u>	<u>205,276</u>
	<i>Personal Services</i>			
312	635	1,125	1,210	1,210
321	0	0	110	110
330	0	0	0	0
351	0	0	110	110
434	24	550	1,100	1,100
442	360	180	510	510
520	795	701	1,100	1,100
530	706	283	0	300
538	3,870	2,988	3,996	3,996
580	3,889	3,850	6,679	6,679
598	263	409	500	500
	<u>10,542</u>	<u>10,086</u>	<u>15,315</u>	<u>15,615</u>
	<i>Other Services and Charges</i>			
610	4,812	2,811	5,000	5,000
650	3,061	550	1,100	1,100
	<u>7,873</u>	<u>3,361</u>	<u>6,100</u>	<u>6,100</u>
	<i>Supplies</i>			
740	0	0	0	0
	<u>0</u>	<u>0</u>	<u>0</u>	<u>0</u>
	<i>Capital Outlay</i>			
	<u>211,164</u>	<u>211,486</u>	<u>236,453</u>	<u>226,991</u>
	<i>Justice of the Peace #1</i>			

**SAN PATRICIO COUNTY, TEXAS
GENERAL FUND
BUDGET 2018**

	2016 <u>ACTUAL</u>	2017 <u>ESTIMATE</u>	2018 <u>REQUEST</u>	2018 <u>BUDGET</u>
472	<i>Justice of the Peace #2</i>			
101	\$ 52,252	\$ 52,252	\$ 52,252	\$ 52,252
110	45,687	46,887	50,733	48,294
115	0	0	0	0
185	780	780	780	780
190	546	639	580	762
195	372	103	400	0
210	24,114	26,292	28,656	28,656
220	7,546	7,665	7,594	7,809
230	10,263	10,589	10,480	11,076
250	83	123	184	194
260	375	230	290	286
	<u>142,018</u>	<u>145,560</u>	<u>151,949</u>	<u>150,109</u>
	<i>Personal Services</i>			
312	230	600	1,200	1,200
321	0	0	500	500
330	0	0	0	0
410	6,687	6,499	3,500	3,500
434	24	500	1,000	1,000
441	6,000	6,000	6,000	0
520	553	592	775	775
530	1,279	0	0	0
538	1,396	3,000	1,400	1,400
580	3,982	3,149	5,000	5,000
598	1,102	1,299	600	600
	<u>21,253</u>	<u>21,639</u>	<u>19,975</u>	<u>13,975</u>
	<i>Other Services and Charges</i>			
610	1,988	2,625	2,000	2,000
650	0	0	1,000	1,000
	<u>1,988</u>	<u>2,625</u>	<u>3,000</u>	<u>3,000</u>
	<i>Supplies</i>			
740	0	0	0	0
	<u>0</u>	<u>0</u>	<u>0</u>	<u>0</u>
	<i>Capital Outlay</i>			
	<u>165,259</u>	<u>169,824</u>	<u>174,924</u>	<u>167,084</u>
	<i>Justice of the Peace #2</i>			

**SAN PATRICIO COUNTY, TEXAS
GENERAL FUND
BUDGET 2018**

	2016 <u>ACTUAL</u>	2017 <u>ESTIMATE</u>	2018 <u>REQUEST</u>	2018 <u>BUDGET</u>
474	<i>Justice of the Peace #4</i>			
101	\$ 52,252	\$ 52,252	\$ 57,477	\$ 52,252
110	49,370	50,570	56,975	52,087
115	0	0	0	0
185	780	780	780	780
190	1,013	1,110	1,299	1,229
195	1,781	1,982	2,400	2,760
210	24,864	27,108	28,656	28,656
220	7,510	7,590	9,046	8,345
230	10,835	11,229	12,830	11,837
250	92	138	474	222
260	312	246	331	305
	<u>148,809</u>	<u>153,005</u>	<u>170,268</u>	<u>158,473</u>
	<i>Personal Services</i>			
312	855	1,400	1,500	1,500
321	0	0	300	300
351	60	0	720	720
434	24	0	300	300
520	605	551	750	750
530	1,325	456	456	456
538	470	1,692	1,500	1,500
580	5,027	6,519	5,500	5,500
598	0	125	250	250
	<u>8,366</u>	<u>10,743</u>	<u>11,276</u>	<u>11,276</u>
	<i>Other Services and Charges</i>			
610	3,026	2,062	3,500	3,500
650	0	600	1,200	1,200
	<u>3,026</u>	<u>2,662</u>	<u>4,700</u>	<u>4,700</u>
	<i>Supplies</i>			
740	0	0	0	0
	<u>0</u>	<u>0</u>	<u>0</u>	<u>0</u>
	<i>Capital Outlay</i>			
	<u>160,201</u>	<u>166,410</u>	<u>186,244</u>	<u>174,449</u>
	<i>Justice of the Peace #4</i>			

**SAN PATRICIO COUNTY, TEXAS
GENERAL FUND
BUDGET 2018**

	2016 <u>ACTUAL</u>	2017 <u>ESTIMATE</u>	2018 <u>REQUEST</u>	2018 <u>BUDGET</u>
475	<i>Justice of the Peace #5</i>			
101	\$ 52,252	\$ 52,252	\$ 57,477	\$ 52,252
110	74,072	73,425	83,460	78,149
185	780	780	780	780
190	312	416	600	1,168
195	996	852	3,500	2,000
210	24,142	26,320	38,208	38,208
220	9,514	9,414	11,155	10,278
230	13,226	13,154	15,821	14,577
250	136	189	583	322
260	368	301	408	377
	<u>175,798</u>	<u>177,103</u>	<u>211,992</u>	<u>198,111</u>
	<i>Personal Services</i>			
312	1,410	1,650	2,000	2,000
321	290	0	100	100
330	0	0	100	100
351	0	0	450	450
434	24	500	1,000	1,000
442	1,822	1,612	2,000	2,000
520	960	774	1,400	1,400
530	1,486	456	456	456
538	2,461	4,087	4,000	4,000
580	8,041	5,407	8,500	8,500
	<u>16,494</u>	<u>14,486</u>	<u>20,006</u>	<u>20,006</u>
	<i>Other Services and Charges</i>			
610	1,480	2,493	3,000	3,000
650	580	500	2,500	2,500
	<u>2,060</u>	<u>2,993</u>	<u>5,500</u>	<u>5,500</u>
	<i>Supplies</i>			
740	0	0	0	0
	<u>0</u>	<u>0</u>	<u>0</u>	<u>0</u>
	<i>Capital Outlay</i>			
	<u>194,352</u>	<u>194,582</u>	<u>237,498</u>	<u>223,617</u>
	<i>Justice of the Peace #5</i>			

**SAN PATRICIO COUNTY, TEXAS
GENERAL FUND
BUDGET 2018**

	2016 <u>ACTUAL</u>	2017 <u>ESTIMATE</u>	2018 <u>REQUEST</u>	2018 <u>BUDGET</u>
476	<i>Justice of the Peace #6</i>			
101	\$ 52,252	\$ 52,252	\$ 52,252	\$ 52,252
110	47,676	48,544	53,877	50,449
115	0	0	1,200	0
185	780	780	780	780
190	431	528	684	647
195	478	1,129	1,400	400
210	24,932	27,924	28,656	28,656
220	7,773	7,897	8,218	7,996
230	10,466	10,795	11,656	11,341
250	87	129	430	206
260	295	210	301	293
	<u>145,170</u>	<u>150,188</u>	<u>159,454</u>	<u>153,020</u>
	<i>Personal Services</i>			
312	1,635	810	2,000	2,000
321	0	0	400	400
330	0	0	100	100
351	150	80	200	200
434	868	500	1,000	1,000
442	0	1,202	1,400	1,400
520	1,073	731	850	850
530	1,052	922	456	456
538	710	1,176	1,300	1,300
580	7,104	6,562	8,000	8,000
	<u>12,592</u>	<u>11,983</u>	<u>15,706</u>	<u>15,706</u>
	<i>Other Services and Charges</i>			
610	1,957	1,822	4,000	4,000
650	1,112	650	1,300	1,300
	<u>3,069</u>	<u>2,472</u>	<u>5,300</u>	<u>5,300</u>
	<i>Supplies</i>			
740	0	0	0	0
	<u>0</u>	<u>0</u>	<u>0</u>	<u>0</u>
	<i>Capital Outlay</i>			
	<u>160,831</u>	<u>164,643</u>	<u>180,460</u>	<u>174,026</u>
	<i>Justice of the Peace #6</i>			

**SAN PATRICIO COUNTY, TEXAS
GENERAL FUND
BUDGET 2018**

	2016 <u>ACTUAL</u>	2017 <u>ESTIMATE</u>	2018 <u>REQUEST</u>	2018 <u>BUDGET</u>
478	<i>Justice of the Peace #8</i>			
101	\$ 52,252	\$ 52,252	\$ 57,477	\$ 52,252
110	20,650	21,328	22,880	22,042
185	780	780	780	780
190	605	677	749	749
195	15	0	0	0
210	14,748	17,528	19,104	19,104
220	5,595	5,629	6,147	5,801
230	7,653	7,885	8,719	8,226
250	36	56	92	88
260	227	172	92	212
	<u>102,561</u>	<u>106,307</u>	<u>116,040</u>	<u>109,254</u>
	<i>Personal Services</i>			
312	500	870	1,000	1,000
321	0	0	200	200
332	0	0	400	400
410	0	0	0	0
434	24	0	100	100
441	9,600	9,900	10,800	10,800
520	170	552	1,000	1,000
530	518	0	0	0
538	660	1,031	1,000	1,000
580	2,726	1,745	3,000	3,000
598	0	50	100	100
	<u>14,198</u>	<u>14,148</u>	<u>17,600</u>	<u>17,600</u>
	<i>Other Services and Charges</i>			
610	2,536	1,598	2,500	2,500
650	0	0	0	0
	<u>2,536</u>	<u>1,598</u>	<u>2,500</u>	<u>2,500</u>
	<i>Supplies</i>			
740	0	0	0	0
	<u>0</u>	<u>0</u>	<u>0</u>	<u>0</u>
	<i>Capital Outlay</i>			
	<u>119,295</u>	<u>122,053</u>	<u>136,140</u>	<u>129,354</u>
	<i>Justice of the Peace #8</i>			
490	<i>Judiciary Support</i>			
352	13,832	8,918	10,000	10,000
520	6	5	7	7
	<u>13,838</u>	<u>8,923</u>	<u>10,007</u>	<u>10,007</u>
	<i>Other Services and Charges</i>			
	<u>13,838</u>	<u>8,923</u>	<u>10,007</u>	<u>10,007</u>
	<i>Judiciary Support</i>			
	<u>2,680,776</u>	<u>3,326,734</u>	<u>3,665,608</u>	<u>3,661,198</u>
	JUDICIAL			

**SAN PATRICIO COUNTY, TEXAS
GENERAL FUND
BUDGET 2018**

	2016 <u>ACTUAL</u>	2017 <u>ESTIMATE</u>	2018 <u>REQUEST</u>	2018 <u>BUDGET</u>
500	County Attorney			
101	\$ 140,000	\$ 144,000	\$ 140,000	\$ 140,000
110	320,789	335,207	388,188	364,961
115	8,028	0	0	0
185	2,535	2,580	2,700	2,700
190	6,906	2,370	13,077	7,821
195	10,032	23,528	6,000	5,500
210	59,070	56,724	85,968	76,416
220	35,064	37,702	40,406	39,856
230	50,368	52,319	57,309	56,526
250	650	932	2,112	1,521
260	185	204	211	220
	<u>633,627</u>	<u>655,566</u>	<u>735,971</u>	<u>695,521</u>
	<i>Personal Services</i>			
312	4,252	3,710	5,300	5,300
330	162	324	150	150
430	0	441	0	0
434	1,804	2,369	2,000	2,000
520	2,427	2,205	2,500	2,500
530	878	0	3,000	0
538	2,009	2,091	4,000	4,000
540	709	845	1,500	1,500
580	4,390	4,058	8,000	8,000
598	170	4,600	400	400
	<u>16,801</u>	<u>20,643</u>	<u>26,850</u>	<u>23,850</u>
	<i>Other Services and Charges</i>			
610	5,920	11,689	12,000	12,000
641	3,070	1,666	2,000	2,000
650	699	12,293	2,000	2,000
	<u>9,689</u>	<u>25,648</u>	<u>16,000</u>	<u>16,000</u>
	<i>Supplies</i>			
740	0	0	0	0
	<u>0</u>	<u>0</u>	<u>0</u>	<u>0</u>
	<i>Capital Outlay</i>			
	<u>660,117</u>	<u>701,857</u>	<u>778,821</u>	<u>735,371</u>
	County Attorney			
505	Litigation			
321	0	0	50	50
332	6,857	32,250	51,200	51,200
336	1,950	0	0	0
341	0	5,000	10,000	10,000
520	62	52	150	150
598	0	23,205	45,000	45,000
	<u>8,869</u>	<u>60,507</u>	<u>106,400</u>	<u>106,400</u>
	<i>Other Services and Charges</i>			
	<u>8,869</u>	<u>60,507</u>	<u>106,400</u>	<u>106,400</u>
	Litigation			

**SAN PATRICIO COUNTY, TEXAS
GENERAL FUND
BUDGET 2018**

	2016 <u>ACTUAL</u>	2017 <u>ESTIMATE</u>	2018 <u>REQUEST</u>	2018 <u>BUDGET</u>
510 Gov't Affairs/PIO				
110 Regular Employees	\$ 0	\$ 59,067	\$ 82,950	\$ 81,370
115 Temporary Employees	0	0	0	0
185 Phone Allowance	0	450	600	600
190 Longevity Pay	0	0	36	720
195 Overtime	0	0	0	0
210 Group Insurance	0	5,112	9,552	9,552
220 Social Security Taxes	0	4,532	4,550	6,326
230 Retirement Contributions	0	4,091	6,454	8,972
250 Unemployment Insurance	0	152	238	331
260 Workers' Compensation Ins	0	0	125	33
<i>Personal Services</i>	<u>0</u>	<u>73,404</u>	<u>104,505</u>	<u>107,904</u>
312 Conference and Assoc Dues	0	0	1,000	1,000
330 Pre-Employment Physicals	0	0	100	100
520 Insurance/Bond Premiums	0	0	400	400
580 Travel	0	0	1,000	1,000
598 Misc Services & Charges	0	0	200	200
<i>Other Services and Charges</i>	<u>0</u>	<u>0</u>	<u>2,700</u>	<u>2,700</u>
610 General Supplies	0	0	500	500
698 Other Supplies	0	0	500	500
<i>Supplies</i>	<u>0</u>	<u>0</u>	<u>1,000</u>	<u>1,000</u>
Gov't Affairs/PIO	<u>0</u>	<u>73,404</u>	<u>108,205</u>	<u>111,604</u>
LEGAL	<u>668,986</u>	<u>835,768</u>	<u>993,426</u>	<u>953,375</u>

**SAN PATRICIO COUNTY, TEXAS
GENERAL FUND
BUDGET 2018**

	2016 <u>ACTUAL</u>	2017 <u>ESTIMATE</u>	2018 <u>REQUEST</u>	2018 <u>BUDGET</u>
520	<i>Elections Administration</i>			
110	\$ 134,780	\$ 133,572	\$ 155,916	\$ 158,130
115	61,913	16,856	50,000	46,786
185	1,355	1,380	1,950	1,380
190	1,014	911	1,792	1,277
195	8,774	2,938	10,000	10,000
210	32,363	33,200	38,208	40,118
220	15,565	12,409	16,615	16,645
230	16,965	16,469	22,634	23,606
250	357	409	850	869
260	593	512	871	610
	<u>273,679</u>	<u>218,656</u>	<u>298,836</u>	<u>299,421</u>
	<i>Personal Services</i>			
312	2,180	1,680	5,000	5,000
330	31	112	400	400
434	37,434	24,556	5,000	5,000
441	180	0	0	0
442	0	0	0	0
460	0	0	45,000	45,000
520	3,286	1,213	1,800	1,800
530	1,731	2,559	3,648	3,648
538	11,066	8,713	15,000	15,000
540	3,364	4,096	6,000	6,000
580	6,806	9,052	6,000	6,000
598	3,180	6,600	3,000	3,000
	<u>69,258</u>	<u>58,581</u>	<u>90,848</u>	<u>90,848</u>
	<i>Other Services and Charges</i>			
610	38,894	35,057	38,000	38,000
650	0	9,859	5,000	5,000
	<u>38,894</u>	<u>44,916</u>	<u>43,000</u>	<u>43,000</u>
	<i>Supplies</i>			
740	0	405,283	65,000	65,000
	<u>0</u>	<u>405,283</u>	<u>65,000</u>	<u>65,000</u>
	<i>Supplies</i>			
	<u>381,831</u>	<u>727,436</u>	<u>497,684</u>	<u>498,269</u>
	<i>Elections Administration</i>			
	<u>381,831</u>	<u>727,436</u>	<u>497,684</u>	<u>498,269</u>
	<i>ELECTIONS</i>			

**SAN PATRICIO COUNTY, TEXAS
GENERAL FUND
BUDGET 2018**

	2016 <u>ACTUAL</u>	2017 <u>ESTIMATE</u>	2018 <u>REQUEST</u>	2018 <u>BUDGET</u>
540 County Auditor				
102 Appointed Officials	\$ 106,617	\$ 107,217	\$ 122,359	\$ 122,359
110 Regular Employees	459,752	496,211	578,667	578,666
115 Temporary Employees	0	0	14,930	15,975
185 Phone Allowance	780	780	780	780
190 Longevity Pay	5,051	4,463	4,434	5,305
195 Overtime	10,752	15,547	800	800
210 Group Insurance	83,243	92,190	114,624	114,624
220 Social Security Taxes	41,822	46,931	55,231	55,377
230 Retirement Contributions	60,044	61,847	78,334	76,808
250 Unemployment Insurance	1,042	1,530	2,888	2,896
260 Workers' Compensation Ins	1,889	1,362	2,022	2,028
<i>Personal Services</i>	<u>770,992</u>	<u>828,078</u>	<u>975,069</u>	<u>975,618</u>
312 Conference and Assoc Dues	6,169	7,902	7,500	7,500
330 Pre-Employment Physicals	0	81	200	200
341 Other Professional Services	0	500	1,000	1,000
432 Vehicle Repairs/Maint	2,201	2,532	3,000	3,000
434 Equipment Repairs/Maint	88	1,250	2,500	2,500
442 Vehicle/Equipment Rental	1,724	1,856	1,725	1,725
520 Insurance/Bond Premiums	2,654	2,384	3,000	3,000
530 Telephone	3,717	456	460	460
538 Postage	964	1,323	1,600	1,600
540 Public Notices	38	250	500	500
580 Travel	8,852	10,175	9,000	9,000
598 Misc Services & Charges	0	150	300	300
<i>Other Services and Charges</i>	<u>26,407</u>	<u>28,859</u>	<u>30,785</u>	<u>30,785</u>
610 General Supplies	3,972	2,450	3,900	3,900
626 Fuel, Oil, Lubricants	499	633	850	850
627 Automotive Supplies	14	400	800	800
641 Books, Subscriptions	383	85	400	400
650 NCO Furniture/Equipment	0	2,500	5,000	5,000
<i>Supplies</i>	<u>4,868</u>	<u>6,068</u>	<u>10,950</u>	<u>10,950</u>
740 Machinery and Equipment	0	0	0	0
<i>Capital Outlay</i>	<u>0</u>	<u>0</u>	<u>0</u>	<u>0</u>
County Auditor	<u>802,267</u>	<u>863,005</u>	<u>1,016,804</u>	<u>1,017,353</u>

**SAN PATRICIO COUNTY, TEXAS
GENERAL FUND
BUDGET 2018**

	2016 <u>ACTUAL</u>	2017 <u>ESTIMATE</u>	2018 <u>REQUEST</u>	2018 <u>BUDGET</u>
542	County Treasurer			
101	\$ 67,674	\$ 66,114	\$ 71,058	\$ 67,674
110	94,639	88,049	95,846	88,180
115	0	0	0	0
185	780	780	780	780
190	2,186	1,005	1,600	2,294
195	2,369	3,900	3,500	3,500
210	35,152	34,565	38,208	38,208
220	11,224	11,218	13,218	12,426
230	17,268	16,606	18,747	17,623
250	176	374	691	374
260	473	398	484	455
	<u>231,941</u>	<u>223,009</u>	<u>244,132</u>	<u>231,514</u>
	<i>Personal Services</i>			
312	800	1,498	2,500	2,500
330	0	50	100	100
434	24	250	500	500
520	837	772	1,000	1,000
530	305	500	0	0
538	4,123	4,632	4,500	4,500
580	4,818	6,400	6,500	6,500
598	1,134	1,281	2,500	2,500
	<u>12,041</u>	<u>15,383</u>	<u>17,600</u>	<u>17,600</u>
	<i>Other Services and Charges</i>			
610	2,923	3,378	5,000	5,000
650	685	750	2,500	2,500
	<u>3,608</u>	<u>4,128</u>	<u>7,500</u>	<u>7,500</u>
	<i>Supplies</i>			
740	0	0	0	0
	<u>0</u>	<u>0</u>	<u>0</u>	<u>0</u>
	<i>Capital Outlay</i>			
	<u>247,590</u>	<u>242,520</u>	<u>269,232</u>	<u>256,614</u>
	County Treasurer			

**SAN PATRICIO COUNTY, TEXAS
GENERAL FUND
BUDGET 2018**

	2016 <u>ACTUAL</u>	2017 <u>ESTIMATE</u>	2018 <u>REQUEST</u>	2018 <u>BUDGET</u>
544	<i>Tax Assessor-Collector</i>			
101	\$ 67,674	\$ 67,674	\$ 67,674	\$ 67,674
110	204,471	223,789	220,179	241,554
115	8,485	12,729	11,440	8,876
185	780	780	780	780
190	1,631	1,905	1,661	2,439
195	1,842	2,124	7,000	5,000
210	49,339	60,468	85,968	66,864
220	21,494	22,376	22,896	23,372
230	29,241	32,593	31,232	33,151
250	484	628	1,197	946
260	824	710	838	913
	<u>386,265</u>	<u>425,776</u>	<u>450,865</u>	<u>451,569</u>
	<i>Personal Services</i>			
312	555	1,290	2,000	2,000
330	305	648	500	500
341	29,290	23,396	35,000	35,000
434	214	2,356	3,500	3,500
442	2,969	3,596	0	0
460	240	0	235,102	235,102
520	3,316	1,444	1,800	1,800
530	1,827	0	6,500	0
538	21,035	23,035	25,000	25,000
580	5,273	6,297	5,000	5,000
598	158	0	0	0
	<u>65,182</u>	<u>62,062</u>	<u>314,402</u>	<u>307,902</u>
	<i>Other Services and Charges</i>			
610	6,821	9,652	15,000	15,000
650	0	0	0	0
	<u>6,821</u>	<u>9,652</u>	<u>15,000</u>	<u>15,000</u>
	<i>Supplies</i>			
740	0	0	0	0
	<u>0</u>	<u>0</u>	<u>0</u>	<u>0</u>
	<i>Capital Outlay</i>			
	<u>458,268</u>	<u>497,490</u>	<u>780,267</u>	<u>774,471</u>
	<i>Tax Assessor-Collector</i>			

**SAN PATRICIO COUNTY, TEXAS
GENERAL FUND
BUDGET 2018**

	2016 <u>ACTUAL</u>	2017 <u>ESTIMATE</u>	2018 <u>REQUEST</u>	2018 <u>BUDGET</u>
546	<i>Auto Registration</i>			
110	\$ 247,232	\$ 230,838	\$ 262,767	\$ 256,847
115	0	0	0	0
190	1,074	1,041	1,042	1,528
195	1,668	1,599	1,000	1,000
210	74,864	86,734	105,072	105,072
220	18,580	17,322	20,102	19,842
230	25,747	24,620	28,510	28,144
250	416	735	1,051	1,037
260	719	724	736	727
	<u>370,300</u>	<u>363,613</u>	<u>420,280</u>	<u>414,197</u>
	<i>Personal Services</i>			
312	0	0	250	250
330	567	486	184	184
434	24	150	300	300
442	2,231	1,524	7,500	7,500
520	3,534	1,185	1,950	1,950
530	1,439	0	4,000	0
538	9,182	9,259	11,000	11,000
580	402	1,061	1,500	1,500
598	0	0	0	0
	<u>17,379</u>	<u>13,665</u>	<u>26,684</u>	<u>22,684</u>
	<i>Other Services and Charges</i>			
610	1,035	635	1,000	1,000
650	0	0	0	0
	<u>1,035</u>	<u>635</u>	<u>1,000</u>	<u>1,000</u>
	<i>Supplies</i>			
740	0	0	0	0
	<u>0</u>	<u>0</u>	<u>0</u>	<u>0</u>
	<i>Capital Outlay</i>			
	<u>388,714</u>	<u>377,913</u>	<u>447,964</u>	<u>437,881</u>
	<i>Auto Registration</i>			
548	<i>Central Appraisal District</i>			
326	570,287	525,337	582,181	630,000
	<u>570,287</u>	<u>525,337</u>	<u>582,181</u>	<u>630,000</u>
	<i>Other Services and Charges</i>			
	<u>570,287</u>	<u>525,337</u>	<u>582,181</u>	<u>630,000</u>
	<i>Central Appraisal District</i>			
	<u>570,287</u>	<u>525,337</u>	<u>582,181</u>	<u>630,000</u>
	<i>FINANCIAL ADMINISTRATION</i>			
	<u>2,467,126</u>	<u>2,506,265</u>	<u>3,096,448</u>	<u>3,116,319</u>

**SAN PATRICIO COUNTY, TEXAS
GENERAL FUND
BUDGET 2018**

	2016 <u>ACTUAL</u>	2017 <u>ESTIMATE</u>	2018 <u>REQUEST</u>	2018 <u>BUDGET</u>
580	<i>Buildings & Yards - Admin</i>			
110	\$ 148,826	\$ 150,633	\$ 163,643	\$ 159,163
115	0	0	0	0
185	2,400	2,400	2,400	2,400
190	860	957	860	1,148
195	2,083	3,766	2,000	2,000
210	33,652	36,014	38,208	38,208
220	11,756	11,662	12,921	12,600
230	15,967	16,759	18,326	17,872
250	290	415	675	659
260	3,714	3,520	4,746	4,628
	<u>219,548</u>	<u>226,126</u>	<u>243,779</u>	<u>238,678</u>
	<i>Personal Services</i>			
432	1,200	3,408	2,500	2,500
434	3,861	2,685	5,000	5,000
520	2,132	2,915	4,000	4,000
530	153	0	800	800
540	0	150	300	300
580	0	0	0	0
598	2,151	3,307	2,000	2,000
	<u>9,497</u>	<u>12,465</u>	<u>14,600</u>	<u>14,600</u>
	<i>Other Services and Charges</i>			
602	171	101	200	200
604	345	196	350	350
610	1,139	1,943	1,300	1,300
626	6,221	5,613	8,000	8,000
627	457	274	500	500
650	0	1,177	5,500	5,500
698	0	0	0	0
	<u>8,333</u>	<u>9,304</u>	<u>15,850</u>	<u>15,850</u>
	<i>Supplies</i>			
740	0	0	50,000	50,000
	<u>0</u>	<u>0</u>	<u>50,000</u>	<u>50,000</u>
	<i>Capital Outlay</i>			
	<u>237,378</u>	<u>247,895</u>	<u>324,229</u>	<u>319,128</u>
	<i>Buildings & Yards - Admin</i>			

**SAN PATRICIO COUNTY, TEXAS
GENERAL FUND
BUDGET 2018**

	2016 <u>ACTUAL</u>	2017 <u>ESTIMATE</u>	2018 <u>REQUEST</u>	2018 <u>BUDGET</u>
582	<i>Courthouse</i>			
110	\$ 156,963	\$ 151,964	\$ 172,141	\$ 168,863
115	0	0	0	0
185	600	600	600	600
190	1,523	1,650	1,831	1,884
195	1,943	2,085	2,000	2,000
210	50,936	57,374	57,312	65,909
220	11,168	10,953	13,508	13,260
230	16,384	16,445	19,158	18,809
250	296	428	706	693
260	3,944	3,860	4,962	4,872
	<u>243,757</u>	<u>245,359</u>	<u>272,218</u>	<u>276,890</u>
	<i>Personal Services</i>			
330	162	81	150	150
336	0	7,500	12,000	12,000
410	94,115	81,918	100,000	100,000
424	0	0	0	0
430	19,058	27,897	30,000	30,000
434	21,730	18,434	20,000	105,000
442	0	0	0	0
450	0	105,100	40,000	40,000
520	55,461	52,291	76,000	76,000
530	1,296	4,564	800	800
538	8	22	50	50
540	0	0	0	0
598	4,233	3,147	4,000	4,000
	<u>196,063</u>	<u>300,954</u>	<u>283,000</u>	<u>368,000</u>
	<i>Other Services and Charges</i>			
602	678	1,616	3,000	3,000
604	2,042	1,793	3,000	3,000
610	19,619	14,194	22,500	22,500
626	1,186	2,405	2,800	2,800
627	142	250	500	500
650	0	0	0	0
698	1,123	1,047	2,000	2,000
	<u>24,790</u>	<u>21,305</u>	<u>33,800</u>	<u>33,800</u>
	<i>Supplies</i>			
740	43,430	0	85,000	0
	<u>43,430</u>	<u>0</u>	<u>85,000</u>	<u>0</u>
	<i>Capital Outlay</i>			
	<u>508,040</u>	<u>567,618</u>	<u>674,018</u>	<u>678,690</u>
	<i>Courthouse</i>			

**SAN PATRICIO COUNTY, TEXAS
GENERAL FUND
BUDGET 2018**

	2016 <u>ACTUAL</u>	2017 <u>ESTIMATE</u>	2018 <u>REQUEST</u>	2018 <u>BUDGET</u>
586	<i>Law Enforcement Center</i>			
110	\$ 53,438	\$ 54,096	\$ 57,541	\$ 55,826
185	600	600	600	600
190	312	215	317	185
195	1,360	1,672	2,000	2,000
210	8,066	13,158	19,104	19,104
220	4,272	4,135	4,625	4,484
230	5,752	5,904	6,560	6,359
250	113	115	242	234
260	1,442	99	1,699	1,647
	<u>75,355</u>	<u>79,994</u>	<u>92,688</u>	<u>90,439</u>
330	0	0	150	150
410	220,029	213,380	250,000	250,000
430	17,829	28,511	75,000	75,000
432	1,242	250	500	500
434	35,168	66,345	155,000	155,000
450	0	5,000	5,000	5,000
520	50,654	46,731	60,000	60,000
598	5,021	4,845	4,000	4,000
	<u>329,943</u>	<u>365,062</u>	<u>549,650</u>	<u>549,650</u>
602	1,293	4,426	2,000	2,000
604	6,697	15,603	6,000	6,000
610	7,398	6,050	6,500	6,500
626	76	282	500	500
698	0	150	0	0
	<u>15,464</u>	<u>26,511</u>	<u>15,000</u>	<u>15,000</u>
	<u>420,762</u>	<u>471,567</u>	<u>657,338</u>	<u>655,089</u>
588	<i>Aransas Pass 225 W. Wheeler</i>			
110	\$ 12,119	\$ 12,419	\$ 12,962	\$ 12,792
190	128	162	218	290
195	0	0	0	0
210	4,040	4,410	9,552	9,552
220	937	962	1,008	1,001
230	1,261	1,323	1,430	1,419
250	44	65	53	52
260	288	282	370	368
	<u>18,817</u>	<u>19,623</u>	<u>25,593</u>	<u>25,474</u>
410	8,504	10,115	11,000	11,000
430	1,016	5,000	5,000	5,000
434	0	5,000	5,000	5,000
441	0	0	0	0
520	1,555	1,445	2,100	2,100
598	834	988	1,500	1,500
	<u>11,909</u>	<u>22,548</u>	<u>24,600</u>	<u>24,600</u>
602	109	133	150	150
604	0	125	150	150
610	1,632	642	1,500	1,500
	<u>1,741</u>	<u>900</u>	<u>1,800</u>	<u>1,800</u>
	<u>32,467</u>	<u>43,071</u>	<u>51,993</u>	<u>51,874</u>

**SAN PATRICIO COUNTY, TEXAS
GENERAL FUND
BUDGET 2018**

	2016 <u>ACTUAL</u>	2017 <u>ESTIMATE</u>	2018 <u>REQUEST</u>	2018 <u>BUDGET</u>
589	<i>Aransas Pass 1212 W. Wheeler</i>			
110	\$ 0	\$ 0	\$ 0	\$ 0
115	0	0	0	0
190	0	0	0	0
220	0	0	0	0
230	0	0	0	0
250	0	0	0	0
260	0	0	0	0
	<u>0</u>	<u>0</u>	<u>0</u>	<u>0</u>
	<i>Personal Services</i>			
410	4,231	3,555	5,000	5,000
423	0	0	0	0
424	0	0	0	0
430	0	5,000	2,500	2,500
434	0	5,000	2,500	2,500
450	0	0	30,000	30,000
520	9	10	0	0
530	0	0	0	0
598	615	960	1,000	1,000
	<u>4,855</u>	<u>14,525</u>	<u>41,000</u>	<u>41,000</u>
	<i>Other Services and Charges</i>			
602	90	55	150	150
604	0	75	150	150
610	820	1,132	1,000	1,000
650	0	0	0	0
698	0	0	0	0
	<u>910</u>	<u>1,262</u>	<u>1,300</u>	<u>1,300</u>
	<i>Supplies</i>			
740	0	0	0	0
	<u>0</u>	<u>0</u>	<u>0</u>	<u>0</u>
	<i>Capital Outlay</i>			
	<u>5,765</u>	<u>15,787</u>	<u>42,300</u>	<u>42,300</u>
	<i>Aransas Pass 1212 W. Wheeler</i>			

**SAN PATRICIO COUNTY, TEXAS
GENERAL FUND
BUDGET 2018**

	2016 <u>ACTUAL</u>	2017 <u>ESTIMATE</u>	2018 <u>REQUEST</u>	2018 <u>BUDGET</u>
590	<i>Mathis Annex</i>			
110	\$ 12,120	\$ 12,427	\$ 12,962	\$ 12,911
115	0	0	0	0
190	209	227	209	245
220	943	968	1,008	1,006
230	1,270	1,319	1,429	1,427
250	22	33	53	53
260	290	284	370	370
	<u>14,854</u>	<u>15,258</u>	<u>16,031</u>	<u>16,012</u>
410	16,840	15,429	20,000	20,000
430	0	5,016	5,000	25,000
434	0	8,005	8,000	8,000
520	2,339	2,197	3,150	3,150
598	824	1,315	21,000	1,000
	<u>20,003</u>	<u>31,962</u>	<u>57,150</u>	<u>57,150</u>
602	134	150	300	300
604	0	138	250	250
610	2,235	1,507	2,000	2,000
650	0	0	0	0
698	0	75	150	150
	<u>2,369</u>	<u>1,870</u>	<u>2,700</u>	<u>2,700</u>
740	0	0	0	0
	<u>0</u>	<u>0</u>	<u>0</u>	<u>0</u>
	<u>37,226</u>	<u>49,090</u>	<u>75,881</u>	<u>75,862</u>
592	<i>Portland Annex</i>			
110	11,163	11,436	12,132	12,050
115	494	0	0	0
190	378	108	216	288
195	0	0	0	0
210	0	0	0	0
220	921	883	945	944
230	1,215	1,162	1,340	1,339
250	31	30	48	49
260	278	204	347	347
	<u>14,480</u>	<u>13,823</u>	<u>15,028</u>	<u>15,017</u>
410	6,956	5,872	8,250	8,250
430	2,030	5,052	5,000	5,000
434	85	3,000	3,000	3,000
520	1,840	1,707	2,800	2,800
598	552	924	1,000	1,000
	<u>11,463</u>	<u>16,555</u>	<u>20,050</u>	<u>20,050</u>
602	22	103	200	200
604	15	150	300	300
610	1,535	2,238	1,500	1,500
	<u>1,572</u>	<u>2,491</u>	<u>2,000</u>	<u>2,000</u>
	<u>27,515</u>	<u>32,869</u>	<u>37,078</u>	<u>37,067</u>

**SAN PATRICIO COUNTY, TEXAS
GENERAL FUND
BUDGET 2018**

	2016 <u>ACTUAL</u>	2017 <u>ESTIMATE</u>	2018 <u>REQUEST</u>	2018 <u>BUDGET</u>
594	<i>Ingleside Health Clinic</i>			
110	\$ 12,119	\$ 12,419	\$ 12,725	\$ 12,792
190	0	0	0	344
195	0	0	0	0
210	3,998	4,354	0	9,552
220	927	950	973	1,005
230	1,248	1,307	1,381	1,425
250	0	0	51	52
260	288	282	358	370
	<u>18,580</u>	<u>19,312</u>	<u>15,488</u>	<u>25,540</u>
	<i>Personal Services</i>			
410	5,714	7,087	7,000	7,000
430	0	5,000	5,000	5,000
434	0	8,000	3,000	3,000
520	1,416	1,668	2,000	2,000
598	692	919	1,000	1,000
	<u>7,822</u>	<u>22,674</u>	<u>18,000</u>	<u>18,000</u>
	<i>Other Services and Charges</i>			
602	0	125	250	250
604	0	125	250	250
610	750	588	1,000	1,000
	<u>750</u>	<u>838</u>	<u>1,500</u>	<u>1,500</u>
	<i>Supplies</i>			
	<u>27,152</u>	<u>42,824</u>	<u>34,988</u>	<u>45,040</u>
	<i>Ingleside Health Clinic</i>			
596	<i>Harville Rd. Annex</i>			
410	983	1,247	1,000	1,000
430	0	3,000	3,000	3,000
434	0	2,000	3,500	3,500
450	0	800	0	0
520	881	811	1,300	1,300
598	1,643	2,640	2,000	2,000
	<u>3,507</u>	<u>10,498</u>	<u>10,800</u>	<u>10,800</u>
	<i>Other Services and Charges</i>			
602	69	165	250	250
604	0	125	250	250
610	309	782	1,000	1,000
	<u>378</u>	<u>1,072</u>	<u>1,500</u>	<u>1,500</u>
	<i>Supplies</i>			
	<u>3,885</u>	<u>11,570</u>	<u>12,300</u>	<u>12,300</u>
	<i>Harville Rd. Annex</i>			
598	<i>Restitution Center</i>			
520	7,705	7,113	11,000	11,000
	<u>7,705</u>	<u>7,113</u>	<u>11,000</u>	<u>11,000</u>
	<i>Other Services and Charges</i>			
	<u>7,705</u>	<u>7,113</u>	<u>11,000</u>	<u>11,000</u>
	<i>Restitution Center</i>			

**SAN PATRICIO COUNTY, TEXAS
GENERAL FUND
BUDGET 2018**

	2016 <u>ACTUAL</u>	2017 <u>ESTIMATE</u>	2018 <u>REQUEST</u>	2018 <u>BUDGET</u>
600	<i>Market St. Annex</i>			
410	\$ 17,467	\$ 10,137	19,000	\$ 19,000
430	0	4,662	5,000	5,000
434	310	9,196	10,000	10,000
520	3,373	3,244	5,000	5,000
598	1,615	600	1,800	1,800
	<u>22,765</u>	<u>27,839</u>	<u>40,800</u>	<u>40,800</u>
	<i>Other Services and Charges</i>			
602	156	100	200	200
604	248	125	250	250
610	1,784	1,508	2,000	2,000
	<u>2,188</u>	<u>1,733</u>	<u>2,450</u>	<u>2,450</u>
	<i>Supplies</i>			
	<u>24,953</u>	<u>29,572</u>	<u>43,250</u>	<u>43,250</u>
	<i>Market St. Annex</i>			
602	<i>Vineyard St. Annex</i>			
110	0	0	0	0
190	0	0	0	0
195	0	0	0	4,000
210	0	0	0	1,528
220	0	0	0	306
230	0	0	0	434
250	0	0	0	16
260	93	91	0	112
	<u>93</u>	<u>91</u>	<u>0</u>	<u>6,396</u>
	<i>Personal Services</i>			
410	10,992	7,483	15,000	15,000
430	0	3,000	3,000	3,000
434	0	3,000	5,000	5,000
520	3,138	2,953	4,800	4,800
598	692	602	1,500	1,500
	<u>14,822</u>	<u>17,038</u>	<u>29,300</u>	<u>29,300</u>
	<i>Other Services and Charges</i>			
602	10	138	250	250
604	201	150	300	300
610	628	509	500	500
650	0	0	0	0
	<u>839</u>	<u>797</u>	<u>1,050</u>	<u>1,050</u>
	<i>Supplies</i>			
740	0	0	0	0
	<u>0</u>	<u>0</u>	<u>0</u>	<u>0</u>
	<i>Capital Outlay</i>			
	<u>15,754</u>	<u>17,926</u>	<u>30,350</u>	<u>36,746</u>
	<i>Vineyard St. Annex</i>			

**SAN PATRICIO COUNTY, TEXAS
GENERAL FUND
BUDGET 2018**

	2016 <u>ACTUAL</u>	2017 <u>ESTIMATE</u>	2018 <u>REQUEST</u>	2018 <u>BUDGET</u>
604 San Patricio County Annex				
410 Utilities	\$ 6,617	\$ 5,073	\$ 5,000	\$ 5,000
430 Building Repairs/Maint	0	3,000	3,000	3,000
434 Equipment Repairs/Maint	1,659	5,000	5,000	5,000
520 Insurance/Bond Premiums	861	794	2,000	2,000
598 Misc Services & Charges	703	900	800	800
<i>Other Services and Charges</i>	<u>9,840</u>	<u>14,767</u>	<u>15,800</u>	<u>15,800</u>
602 Repair Materials	0	125	250	250
604 Repair Parts	3	132	250	250
608 Signage	0	0	0	0
610 General Supplies	395	856	1,000	1,000
698 Other Supplies	0	0	0	0
<i>Supplies</i>	<u>398</u>	<u>1,113</u>	<u>1,500</u>	<u>1,500</u>
740 Machinery and Equipment	0	0	0	0
<i>Capital Outlay</i>	<u>0</u>	<u>0</u>	<u>0</u>	<u>0</u>
San Patricio County Annex	<u>10,238</u>	<u>15,880</u>	<u>17,300</u>	<u>17,300</u>
606 East Market St. Annex				
410 Utilities	3,323	3,903	0	0
421 Waste Disposal	0	0	100	100
424 Grounds Maintenance	0	0	100	100
430 Building Repairs/Maint	0	2,717	3,000	3,000
434 Equipment Repairs/Maint	0	5,000	5,000	5,000
520 Insurance/Bond Premiums	674	621	5,000	5,000
598 Misc Services & Charges	529	765	2,000	2,000
<i>Other Services and Charges</i>	<u>4,526</u>	<u>13,006</u>	<u>15,200</u>	<u>15,200</u>
602 Repair Materials	87	280	250	250
604 Repair Parts	0	125	250	250
608 Signage	0	0	0	0
610 General Supplies	71	1,873	1,500	1,500
698 Other Supplies	0	0	0	0
<i>Supplies</i>	<u>158</u>	<u>2,278</u>	<u>2,000</u>	<u>2,000</u>
740 Machinery and Equipment	0	0	0	0
<i>Capital Outlay</i>	<u>0</u>	<u>0</u>	<u>0</u>	<u>0</u>
East Market St. Annex	<u>4,684</u>	<u>15,284</u>	<u>17,200</u>	<u>17,200</u>
PUBLIC FACILITIES	<u>1,463,712</u>	<u>1,789,932</u>	<u>2,214,686</u>	<u>2,227,755</u>

**SAN PATRICIO COUNTY, TEXAS
GENERAL FUND
BUDGET 2018**

	2016 <u>ACTUAL</u>	2017 <u>ESTIMATE</u>	2018 <u>REQUEST</u>	2018 <u>BUDGET</u>
650	<i>Fire and Ambulance Service</i>			
511	\$ 237,030	\$ 236,970	\$ 237,000	\$ 237,000
512	189,018	173,982	184,000	184,000
520	247	205	600	600
	<u>426,295</u>	<u>411,157</u>	<u>421,600</u>	<u>421,600</u>
610	0	0	0	0
	<u>0</u>	<u>0</u>	<u>0</u>	<u>0</u>
740	0	0	0	0
	<u>0</u>	<u>0</u>	<u>0</u>	<u>0</u>
	<u>426,295</u>	<u>411,157</u>	<u>421,600</u>	<u>421,600</u>
651	<i>Constable Pct. #1</i>			
101	42,797	42,797	42,797	42,797
110	0	0	0	0
185	780	780	780	780
190	108	144	108	180
195	0	0	0	0
210	8,788	9,580	9,552	9,552
220	3,189	2,554	3,342	3,347
230	4,500	4,599	4,596	4,748
250	0	0	0	0
260	623	599	654	739
290	0	0	0	0
	<u>60,785</u>	<u>61,053</u>	<u>61,829</u>	<u>62,143</u>
312	370	1,705	3,000	2,000
432	1,008	1,149	2,500	1,000
434	0	500	1,000	0
442	0	200	400	400
520	1,712	867	1,460	1,460
530	0	0	0	0
538	47	150	300	300
580	853	1,816	2,000	1,500
598	405	610	500	500
	<u>4,395</u>	<u>6,997</u>	<u>11,160</u>	<u>7,160</u>
610	400	1,000	1,000	1,000
626	2,786	2,434	5,000	3,000
650	0	750	1,500	1,000
	<u>3,186</u>	<u>4,184</u>	<u>7,500</u>	<u>5,000</u>
740	0	23,458	0	0
	<u>0</u>	<u>23,458</u>	<u>0</u>	<u>0</u>
	<u>68,366</u>	<u>95,692</u>	<u>80,489</u>	<u>74,303</u>

**SAN PATRICIO COUNTY, TEXAS
GENERAL FUND
BUDGET 2018**

	2016 <u>ACTUAL</u>	2017 <u>ESTIMATE</u>	2018 <u>REQUEST</u>	2018 <u>BUDGET</u>
652	Constable Pct. #2			
101	\$ 42,397	\$ 42,397	\$ 43,669	\$ 42,397
185	780	780	780	780
190	324	360	324	396
210	8,788	9,580	9,252	9,552
220	3,328	3,330	3,326	3,333
230	4,481	4,580	4,576	4,728
260	620	596	651	736
290	0	0	0	0
	<u>60,718</u>	<u>61,623</u>	<u>62,578</u>	<u>61,922</u>
	<i>Personal Services</i>			
312	60	280	1,000	1,000
432	1,881	1,137	2,000	2,000
434	90	295	500	500
442	0	200	400	400
520	1,115	1,093	1,200	1,200
530	0	0	0	0
538	0	50	100	100
580	396	1,372	1,500	1,500
598	0	178	200	200
	<u>3,542</u>	<u>4,605</u>	<u>6,900</u>	<u>6,900</u>
	<i>Other Services and Charges</i>			
610	26	565	1,000	1,000
626	0	400	800	800
627	0	250	500	500
650	0	0	0	0
	<u>26</u>	<u>1,215</u>	<u>2,300</u>	<u>2,300</u>
	<i>Supplies</i>			
740	0	0	0	0
	<u>0</u>	<u>0</u>	<u>0</u>	<u>0</u>
	<i>Capital Outlay</i>			
	<u>64,286</u>	<u>67,443</u>	<u>71,778</u>	<u>71,122</u>
	Constable Pct. #2			

**SAN PATRICIO COUNTY, TEXAS
GENERAL FUND
BUDGET 2018**

	2016 <u>ACTUAL</u>	2017 <u>ESTIMATE</u>	2018 <u>REQUEST</u>	2018 <u>BUDGET</u>
654	Constable Pct. #4			
101	\$ 42,397	\$ 42,397	\$ 43,669	\$ 42,397
110	0	0	0	0
185	780	780	780	780
190	312	348	276	384
210	8,038	8,764	9,252	9,552
220	3,327	3,330	3,230	3,332
230	4,479	4,578	4,500	4,726
250	0	0	0	0
260	620	596	791	736
290	0	0	0	0
	<u>59,953</u>	<u>60,793</u>	<u>62,498</u>	<u>61,907</u>
	<i>Personal Services</i>			
312	120	100	200	200
432	1,069	2,456	7,000	3,000
434	24	500	1,000	1,000
442	0	295	500	500
520	1,185	84	1,262	1,262
530	705	832	2,000	2,000
538	266	480	500	500
580	1,096	500	1,000	1,000
598	964	1,132	2,000	2,000
	<u>5,429</u>	<u>6,379</u>	<u>15,462</u>	<u>11,462</u>
	<i>Other Services and Charges</i>			
610	546	500	2,500	2,500
626	617	1,076	7,000	1,000
627	0	1,741	3,000	3,000
650	316	1,909	2,000	2,000
	<u>1,479</u>	<u>5,226</u>	<u>14,500</u>	<u>8,500</u>
	<i>Supplies</i>			
740	0	0	3,000	1,500
	<u>0</u>	<u>0</u>	<u>3,000</u>	<u>1,500</u>
	<i>Capital Outlay</i>			
	<u>66,861</u>	<u>72,398</u>	<u>95,460</u>	<u>83,369</u>
	Constable Pct. #4			

**SAN PATRICIO COUNTY, TEXAS
GENERAL FUND
BUDGET 2018**

	2016 <u>ACTUAL</u>	2017 <u>ESTIMATE</u>	2018 <u>REQUEST</u>	2018 <u>BUDGET</u>
655	Constable Pct. #5			
101	\$ 42,397	\$ 42,397	\$ 42,397	\$ 42,397
110	0	0	0	0
185	780	780	780	780
190	743	720	648	698
210	8,788	6,513	9,552	9,552
220	2,897	3,448	3,423	3,356
230	4,524	4,688	4,609	4,760
250	0	0	0	0
260	624	601	944	741
290	0	0	0	0
	<u>60,753</u>	<u>59,147</u>	<u>62,353</u>	<u>62,284</u>
	<i>Personal Services</i>			
312	50	60	100	100
432	1,157	1,370	2,000	2,000
434	90	645	1,200	1,200
442	180	360	360	360
520	1,057	851	1,000	1,000
530	144	0	0	0
538	0	98	200	200
580	0	250	500	500
598	178	250	500	500
	<u>2,856</u>	<u>3,884</u>	<u>5,860</u>	<u>5,860</u>
	<i>Other Services and Charges</i>			
610	30	440	700	700
626	590	787	2,000	2,000
627	39	500	1,000	1,000
650	0	0	0	0
	<u>659</u>	<u>1,727</u>	<u>3,700</u>	<u>3,700</u>
	<i>Supplies</i>			
740	0	0	0	0
	<u>0</u>	<u>0</u>	<u>0</u>	<u>0</u>
	<i>Capital Outlay</i>			
	<u>64,268</u>	<u>64,758</u>	<u>71,913</u>	<u>71,844</u>
	Constable Pct. #5			

**SAN PATRICIO COUNTY, TEXAS
GENERAL FUND
BUDGET 2018**

	2016 <u>ACTUAL</u>	2017 <u>ESTIMATE</u>	2018 <u>REQUEST</u>	2018 <u>BUDGET</u>
656	Constable Pct. #6			
101	\$ 42,397	\$ 42,397	\$ 45,365	\$ 42,397
185	780	780	780	780
190	357	0	36	429
210	8,038	7,303	9,552	9,552
220	3,178	3,303	3,470	3,336
230	4,484	4,542	4,922	4,731
260	620	597	767	737
290	0	0	0	0
	<u>59,854</u>	<u>58,922</u>	<u>64,892</u>	<u>61,962</u>
	<i>Personal Services</i>			
312	60	110	150	150
432	1,538	1,013	2,500	2,500
434	0	1,190	500	500
442	360	360	500	500
520	1,472	995	1,000	1,000
530	1,337	146	0	150
538	147	266	225	225
580	0	751	1,500	1,500
598	0	250	1,000	1,000
	<u>4,914</u>	<u>5,081</u>	<u>7,375</u>	<u>7,525</u>
	<i>Other Services and Charges</i>			
610	198	2,775	1,500	1,500
626	1,836	928	2,500	2,500
627	29	250	500	500
650	0	500	3,500	3,500
	<u>2,063</u>	<u>4,453</u>	<u>8,000</u>	<u>8,000</u>
	<i>Supplies</i>			
740	0	0	0	0
	<u>0</u>	<u>0</u>	<u>0</u>	<u>0</u>
	<i>Capital Outlay</i>			
	<u>66,831</u>	<u>68,456</u>	<u>80,267</u>	<u>77,487</u>
	Constable Pct. #6			

**SAN PATRICIO COUNTY, TEXAS
GENERAL FUND
BUDGET 2018**

	2016 <u>ACTUAL</u>	2017 <u>ESTIMATE</u>	2018 <u>REQUEST</u>	2018 <u>BUDGET</u>
658	Constable Pct. #8			
101	\$ 42,397	\$ 42,397	\$ 43,669	\$ 42,397
110	0	0	0	0
185	780	780	780	780
190	720	720	720	720
210	8,038	8,764	9,552	9,552
220	3,358	3,358	3,455	3,358
230	4,521	4,618	4,752	4,763
260	626	602	1,003	742
290	0	0	0	0
	<u>60,440</u>	<u>61,239</u>	<u>63,931</u>	<u>62,312</u>
	<i>Personal Services</i>			
312	60	530	1,000	1,000
432	2,972	3,304	3,500	3,500
434	285	948	1,500	600
441	0	1,600	3,600	3,600
442	270	417	1,000	1,000
520	1,397	996	650	650
530	614	0	0	0
538	94	75	150	150
580	0	2,429	1,000	1,000
598	288	936	500	500
	<u>5,980</u>	<u>11,235</u>	<u>12,900</u>	<u>12,000</u>
	<i>Other Services and Charges</i>			
610	1,071	500	1,000	1,000
626	1,278	1,190	2,500	2,000
627	189	250	500	500
650	1,389	500	1,000	1,000
	<u>3,927</u>	<u>2,440</u>	<u>5,000</u>	<u>4,500</u>
	<i>Supplies</i>			
740	0	0	0	0
	<u>0</u>	<u>0</u>	<u>0</u>	<u>0</u>
	<i>Capital Outlay</i>			
	<u>70,347</u>	<u>74,914</u>	<u>81,831</u>	<u>78,812</u>
	Constable Pct. #8			

**SAN PATRICIO COUNTY, TEXAS
GENERAL FUND
BUDGET 2018**

	2016 <u>ACTUAL</u>	2017 <u>ESTIMATE</u>	2018 <u>REQUEST</u>	2018 <u>BUDGET</u>
660	County Sheriff			
101	\$ 83,082	\$ 83,082	\$ 83,082	\$ 83,082
110	2,843,237	2,883,752	3,130,898	2,918,655
185	42,263	42,653	42,540	41,760
190	26,625	29,076	35,196	34,230
195	211,033	186,636	85,000	80,000
210	539,438	574,052	678,192	659,088
220	239,495	244,218	258,319	241,566
230	330,243	337,939	369,590	342,617
250	5,289	8,156	13,625	12,292
260	37,556	36,701	49,340	46,048
	<u>4,358,261</u>	<u>4,426,265</u>	<u>4,745,782</u>	<u>4,459,338</u>
	<i>Personal Services</i>			
312	6,367	5,841	7,000	7,000
330	559	1,492	2,500	2,500
335	1,100	3,500	7,000	7,000
341	330	700	1,000	1,000
410	8,564	9,117	10,000	10,000
430	0	2,500	5,000	5,000
432	65,883	70,589	60,000	60,000
434	8,094	48,911	60,000	20,000
442	4,783	4,392	4,000	4,000
460	1,795	3,336	4,000	4,000
520	81,648	80,851	76,535	76,535
530	13,710	10,918	35,000	15,000
538	20,209	22,595	25,000	21,000
540	0	1,500	3,000	1,000
580	9,810	15,012	10,000	10,000
597	1,300	500	1,000	1,000
598	41,850	23,119	18,000	18,000
	<u>266,002</u>	<u>304,873</u>	<u>329,035</u>	<u>263,035</u>
	<i>Other Services and Charges</i>			
604	990	1,465	4,000	4,000
610	28,552	33,549	40,000	40,000
626	159,471	205,559	333,000	220,000
627	31,128	27,266	50,000	40,000
650	66,601	33,000	30,000	30,000
698	20,908	19,663	25,000	20,000
	<u>307,650</u>	<u>320,502</u>	<u>482,000</u>	<u>354,000</u>
	<i>Supplies</i>			
740	321,878	330,000	330,000	330,000
	<u>321,878</u>	<u>330,000</u>	<u>330,000</u>	<u>330,000</u>
	<i>Capital Outlay</i>			
	<u>5,253,791</u>	<u>5,381,640</u>	<u>5,886,817</u>	<u>5,406,373</u>
	County Sheriff			

**SAN PATRICIO COUNTY, TEXAS
GENERAL FUND
BUDGET 2018**

	2016 <u>ACTUAL</u>	2017 <u>ESTIMATE</u>	2018 <u>REQUEST</u>	2018 <u>BUDGET</u>
662 Highway Patrol				
110 Regular Employees	\$ 0	\$ 0	\$ 0	\$ 0
115 Temporary Employees	0	0	0	0
190 Longevity Pay	0	0	0	0
195 Overtime	0	0	0	0
210 Group Insurance	0	0	0	0
220 Social Security Taxes	0	0	0	0
230 Retirement Contributions	0	0	0	0
250 Unemployment Insurance	0	0	0	0
260 Workers' Compensation Ins	0	0	0	0
<i>Personal Services</i>	<u>0</u>	<u>0</u>	<u>0</u>	<u>0</u>
312 Conference and Assoc Dues	0	0	0	0
330 Pre-Employment Physicals	0	0	0	0
434 Equipment Repairs/Maint	0	300	0	0
442 Vehicle/Equipment Rental	8,482	5,958	55,240	9,000
520 Insurance/Bond Premiums	1,156	0	0	1,000
530 Telephone	1,832	3,689	0	0
538 Postage	249	490	0	0
540 Public Notices	0	0	0	0
580 Travel	0	0	0	0
598 Misc Services & Charges	0	0	0	0
<i>Other Services and Charges</i>	<u>11,719</u>	<u>10,437</u>	<u>55,240</u>	<u>10,000</u>
610 General Supplies	254	282	1,500	1,500
650 NCO Furniture/Equipment	0	44,010	1,700	1,700
<i>Supplies</i>	<u>254</u>	<u>44,292</u>	<u>3,200</u>	<u>3,200</u>
720 Buildings	0	0	0	0
740 Machinery and Equipment	0	0	0	0
<i>Capital Outlay</i>	<u>0</u>	<u>0</u>	<u>0</u>	<u>0</u>
Highway Patrol	<u>11,973</u>	<u>54,729</u>	<u>58,440</u>	<u>13,200</u>

**SAN PATRICIO COUNTY, TEXAS
GENERAL FUND
BUDGET 2018**

	2016 <u>ACTUAL</u>	2017 <u>ESTIMATE</u>	2018 <u>REQUEST</u>	2018 <u>BUDGET</u>
664 PSAP Coordinator/E911				
110 Regular Employees	\$ 34,138	\$ 34,738	\$ 38,211	\$ 35,780
115 Temporary Employees	0	0	0	0
185 Phone Allowance	780	780	780	780
190 Longevity Pay	318	354	366	651
195 Overtime	611	475	500	500
210 Group Insurance	8,038	8,764	9,552	9,552
220 Social Security Taxes	2,609	2,675	2,923	2,885
230 Retirement Contributions	3,692	3,827	4,145	4,091
250 Unemployment Insurance	64	95	152	151
260 Workers' Compensation Ins	100	83	137	105
<i>Personal Services</i>	<u>50,350</u>	<u>51,791</u>	<u>56,766</u>	<u>54,495</u>
312 Conference and Assoc Dues	2,874	1,890	4,000	4,000
330 Pre-Employment Physicals	0	0	0	0
432 Vehicle Repairs/Maint	281	3,482	2,000	2,000
434 Equipment Repairs/Maint	0	0	0	0
442 Vehicle/Equipment Rental	0	0	0	0
520 Insurance/Bond Premiums	151	144	250	250
530 Telephone	0	0	456	456
538 Postage	3	37	100	100
540 Public Notices	0	50	100	100
580 Travel	4,649	3,222	5,000	5,000
598 Misc Services & Charges	400	1,488	1,000	1,000
<i>Other Services and Charges</i>	<u>8,358</u>	<u>10,313</u>	<u>12,906</u>	<u>12,906</u>
610 General Supplies	1,450	2,783	3,000	3,000
626 Fuel, Oil, Lubricants	0	0	3,000	3,000
627 Automotive Supplies	0	500	1,000	1,000
650 NCO Furniture/Equipment	0	3,501	8,500	8,500
<i>Supplies</i>	<u>1,450</u>	<u>6,784</u>	<u>15,500</u>	<u>15,500</u>
740 Machinery and Equipment	0	7,828	0	0
<i>Capital Outlay</i>	<u>0</u>	<u>7,828</u>	<u>0</u>	<u>0</u>
PSAP Coordinator/E911	<u>60,158</u>	<u>76,716</u>	<u>85,172</u>	<u>82,901</u>

**SAN PATRICIO COUNTY, TEXAS
GENERAL FUND
BUDGET 2018**

		2016 <u>ACTUAL</u>	2017 <u>ESTIMATE</u>	2018 <u>REQUEST</u>	2018 <u>BUDGET</u>
680	Corrections				
110	Regular Employees	\$ 1,774,225	\$ 1,755,376	\$ 1,811,798	\$ 1,842,212
115	Temporary Employees	0	0	0	0
185	Phone Allowance	3,503	4,238	5,760	3,360
190	Longevity Pay	12,099	12,345	18,684	16,625
195	Overtime	87,673	84,387	40,000	20,000
210	Group Insurance	369,537	382,819	496,704	468,048
220	Social Security Taxes	141,085	140,410	146,317	143,985
230	Retirement Contributions	193,131	191,665	210,045	204,220
250	Unemployment Insurance	3,515	4,922	7,771	7,529
260	Workers' Compensation Ins	25,222	24,288	29,583	30,575
	<i>Personal Services</i>	<u>2,609,990</u>	<u>2,600,450</u>	<u>2,766,662</u>	<u>2,736,554</u>
312	Conference and Assoc Dues	225	1,650	3,000	3,000
324	Administrative Costs	2,280	5,788	4,000	4,000
330	Pre-Employment Physicals	1,539	3,260	4,000	4,000
335	Hospital/Medical Services	247,173	258,794	300,000	300,000
430	Building Repairs/Maint	46,164	76,677	130,000	130,000
432	Vehicle Repairs/Maint	7	1,240	1,000	1,000
434	Equipment Repairs/Maint	17,589	45,678	68,000	20,000
442	Vehicle/Equipment Rental	0	9,090	0	15,000
520	Insurance/Bond Premiums	24,961	28,724	29,000	29,000
540	Public Notices	135	300	1,000	1,000
580	Travel	0	2,000	4,000	4,000
586	Prisoner Transportation	9,083	4,263	8,000	8,000
598	Misc Services & Charges	6,848	10,534	10,000	10,000
	<i>Other Services and Charges</i>	<u>356,004</u>	<u>447,998</u>	<u>562,000</u>	<u>529,000</u>
602	Repair Materials	5,621	12,111	7,000	7,000
610	General Supplies	107,915	141,320	95,000	100,000
630	Food	250,324	282,034	300,000	300,000
650	NCO Furniture/Equipment	6,975	6,322	25,000	25,000
	<i>Supplies</i>	<u>370,835</u>	<u>441,787</u>	<u>427,000</u>	<u>432,000</u>
740	Machinery and Equipment	17,657	57,753	20,000	20,000
	<i>Capital Outlay</i>	<u>17,657</u>	<u>57,753</u>	<u>20,000</u>	<u>20,000</u>
	Corrections	<u>3,354,486</u>	<u>3,547,988</u>	<u>3,775,662</u>	<u>3,717,554</u>

**SAN PATRICIO COUNTY, TEXAS
GENERAL FUND
BUDGET 2018**

	2016 <u>ACTUAL</u>	2017 <u>ESTIMATE</u>	2018 <u>REQUEST</u>	2018 <u>BUDGET</u>
682	<i>Juvenile Detention Center</i>			
110	\$ 426,224	\$ 424,551	\$ 448,708	\$ 508,464
115	86,998	105,566	93,216	91,440
185	600	600	600	600
190	2,012	1,996	1,746	4,861
195	34,846	8,117	35,000	15,000
210	84,789	88,058	119,400	119,400
220	41,397	40,302	49,665	47,458
230	56,216	55,974	62,843	67,310
250	1,008	1,448	2,597	2,480
260	5,646	5,739	6,415	10,486
	<u>739,736</u>	<u>732,351</u>	<u>820,190</u>	<u>867,499</u>
	<i>Personal Services</i>			
312	1,707	3,976	4,000	4,000
330	865	1,134	2,600	2,600
335	19,523	21,600	25,000	25,000
341	0	2,900	5,800	5,800
342	1,350	3,300	2,000	2,000
410	26,181	25,239	35,000	35,000
430	16,265	17,009	18,500	18,500
432	1,317	2,987	4,000	4,000
434	6,236	5,179	10,000	10,000
442	2,292	2,606	4,000	4,000
520	14,520	16,626	18,500	18,500
530	3,395	476	600	600
538	1,334	1,265	2,700	2,700
580	533	6,352	4,000	4,000
	<u>95,518</u>	<u>110,649</u>	<u>136,700</u>	<u>136,700</u>
	<i>Other Services and Charges</i>			
602	109	0	0	0
604	0	250	500	500
610	24,274	13,952	25,000	25,000
626	1,454	3,250	6,500	6,500
627	112	200	400	400
630	25,789	25,757	30,000	30,000
650	5,398	3,250	6,500	6,500
	<u>57,136</u>	<u>46,659</u>	<u>68,900</u>	<u>68,900</u>
	<i>Supplies</i>			
730	0	0	0	0
740	0	3,250	6,500	6,500
	<u>0</u>	<u>3,250</u>	<u>6,500</u>	<u>6,500</u>
	<i>Capital Outlay</i>			
	<u>892,390</u>	<u>892,909</u>	<u>1,032,290</u>	<u>1,079,599</u>
	<i>Juvenile Detention Center</i>			

**SAN PATRICIO COUNTY, TEXAS
GENERAL FUND
BUDGET 2018**

	2016 <u>ACTUAL</u>	2017 <u>ESTIMATE</u>	2018 <u>REQUEST</u>	2018 <u>BUDGET</u>
690	<i>Adult/Juvenile Probation</i>			
101	\$ 34,500	\$ 34,500	\$ 34,500	\$ 34,500
210	825	900	1,479	1,433
220	2,519	2,624	2,640	2,640
230	3,553	3,630	3,630	3,745
250	0	0	0	0
	<u>41,397</u>	<u>41,654</u>	<u>42,249</u>	<u>42,318</u>
	<i>Personal Services</i>			
520	642	573	800	800
591	43,175	41,743	40,033	40,033
592	436,059	466,802	515,983	515,983
598	0	0	0	0
	<u>479,876</u>	<u>509,118</u>	<u>556,816</u>	<u>556,816</u>
	<i>Other Services and Charges</i>			
	<u>521,273</u>	<u>550,772</u>	<u>599,065</u>	<u>599,134</u>
	<i>Adult/Juvenile Probation</i>			
	<u>10,921,325</u>	<u>11,359,572</u>	<u>12,340,784</u>	<u>11,777,298</u>
	<i>PUBLIC SAFETY</i>			
700	<i>Citizen Collection Stations</i>			
410	282	197	0	1,000
421	75,337	99,969	95,000	95,000
424	0	1,000	2,000	2,000
432	0	0	0	0
434	0	1,192	0	0
442	0	0	0	0
450	22,430	392	0	0
520	57	48	130	130
	<u>98,106</u>	<u>102,798</u>	<u>97,130</u>	<u>98,130</u>
	<i>Other Services and Charges</i>			
740	23,075	0	0	0
	<u>23,075</u>	<u>0</u>	<u>0</u>	<u>0</u>
	<i>Capital Outlay</i>			
	<u>121,181</u>	<u>102,798</u>	<u>97,130</u>	<u>98,130</u>
	<i>Citizen Collection Stations</i>			
	<u>121,181</u>	<u>102,798</u>	<u>97,130</u>	<u>98,130</u>
	<i>ENVIRONMENTAL PROTECTION</i>			

**SAN PATRICIO COUNTY, TEXAS
GENERAL FUND
BUDGET 2018**

	2016 <u>ACTUAL</u>	2017 <u>ESTIMATE</u>	2018 <u>REQUEST</u>	2018 <u>BUDGET</u>
735	<i>Health Department</i>			
102	\$ 56,048	\$ 56,648	\$ 59,480	\$ 58,347
110	0	0	0	0
115	0	0	0	0
185	0	0	0	0
190	0	0	0	0
195	0	0	0	0
210	0	0	0	0
220	4,288	4,334	4,550	4,464
230	5,292	5,959	6,454	6,331
250	100	147	238	233
260	68	96	125	123
	<u>65,796</u>	<u>67,184</u>	<u>70,847</u>	<u>69,498</u>
	<i>Personal Services</i>			
312	0	250	250	250
330	0	0	0	0
341	0	1,000	2,000	2,000
421	0	0	0	0
432	0	0	0	0
434	0	0	0	0
442	0	300	0	0
520	3,595	3,974	2,000	2,000
530	3,560	645	0	400
538	6	100	200	200
540	0	250	500	500
580	0	250	500	500
598	0	475	850	850
	<u>7,161</u>	<u>7,244</u>	<u>6,300</u>	<u>6,700</u>
	<i>Other Services and Charges</i>			
610	334	250	500	500
626	0	0	0	0
627	0	0	0	0
641	0	100	200	200
650	0	0	0	0
698	9,065	250	500	500
	<u>9,399</u>	<u>600</u>	<u>1,200</u>	<u>1,200</u>
	<i>Supplies</i>			
740	0	0	0	0
	<u>0</u>	<u>0</u>	<u>0</u>	<u>0</u>
	<i>Capital Outlay</i>			
	<u>82,356</u>	<u>75,028</u>	<u>78,347</u>	<u>77,398</u>
	<i>Health Department</i>			
736	<i>Regional Health Awareness Board</i>			
520	0	0	0	0
598	0	10,500	10,500	10,500
	<u>0</u>	<u>10,500</u>	<u>10,500</u>	<u>10,500</u>
	<i>Other Services and Charges</i>			
	<u>0</u>	<u>10,500</u>	<u>10,500</u>	<u>10,500</u>
	<i>Regional Health Awareness Board</i>			
	<u>0</u>	<u>10,500</u>	<u>10,500</u>	<u>10,500</u>

**SAN PATRICIO COUNTY, TEXAS
GENERAL FUND
BUDGET 2018**

	2016 <u>ACTUAL</u>	2017 <u>ESTIMATE</u>	2018 <u>REQUEST</u>	2018 <u>BUDGET</u>
737	<i>Environmental Health</i>			
110	\$ 165,626	\$ 170,042	\$ 182,842	\$ 192,031
185	2,400	2,400	3,000	2,400
190	1,047	1,181	1,337	1,376
195	2,530	3,046	15,672	2,000
210	40,940	44,636	47,760	47,760
220	12,613	12,841	15,518	15,133
230	17,675	18,490	19,838	21,463
250	354	457	811	792
260	523	507	659	693
	<u>243,708</u>	<u>253,600</u>	<u>287,437</u>	<u>283,648</u>
	<i>Personal Services</i>			
312	3,392	3,669	3,500	3,500
330	0	100	200	200
421	0	750	5,000	5,000
432	1,874	2,831	5,000	5,000
442	0	0	0	0
520	1,149	786	1,200	1,200
530	0	0	0	0
538	3,283	2,394	3,000	3,000
580	3,181	2,854	4,500	4,500
598	2,352	1,035	1,200	1,200
	<u>15,231</u>	<u>14,419</u>	<u>23,600</u>	<u>23,600</u>
	<i>Other Services and Charges</i>			
610	4,952	3,011	5,000	5,000
626	4,295	5,327	7,000	5,000
627	0	500	1,000	1,000
650	1,900	3,691	4,000	4,000
698	0	0	0	0
	<u>11,147</u>	<u>12,529</u>	<u>17,000</u>	<u>15,000</u>
	<i>Supplies</i>			
740	35,448	23,114	0	0
	<u>35,448</u>	<u>23,114</u>	<u>0</u>	<u>0</u>
	<i>Capital Outlay</i>			
	<u>305,534</u>	<u>303,662</u>	<u>328,037</u>	<u>322,248</u>
	<i>Environmental Health</i>			

**SAN PATRICIO COUNTY, TEXAS
GENERAL FUND
BUDGET 2018**

	2016 <u>ACTUAL</u>	2017 <u>ESTIMATE</u>	2018 <u>REQUEST</u>	2018 <u>BUDGET</u>
742	<i>Animal Control</i>			
110	\$ 65,697	\$ 67,603	\$ 74,081	\$ 70,630
185	1,200	1,200	1,200	1,200
190	741	792	875	875
195	2,412	2,569	5,000	5,000
210	16,826	18,344	19,104	19,104
220	4,651	4,796	6,208	5,945
230	7,215	7,538	8,805	8,431
250	123	187	325	311
260	1,027	1,372	1,867	1,787
	<u>99,892</u>	<u>104,401</u>	<u>117,465</u>	<u>113,283</u>
	<i>Personal Services</i>			
312	775	1,275	2,500	2,500
322	10,335	8,720	15,000	15,000
330	0	50	100	100
421	0	300	1,000	1,000
432	2,365	1,028	2,500	2,500
442	540	360	300	300
520	621	588	1,350	1,350
530	0	0	0	0
538	283	981	600	600
580	968	772	2,500	2,500
598	549	1,110	1,000	1,000
	<u>16,436</u>	<u>15,184</u>	<u>26,850</u>	<u>26,850</u>
	<i>Other Services and Charges</i>			
610	2,439	1,545	3,000	3,000
626	3,936	5,328	6,000	6,000
627	0	250	500	500
650	598	500	1,000	1,000
698	579	580	1,000	1,000
	<u>7,552</u>	<u>8,203</u>	<u>11,500</u>	<u>11,500</u>
	<i>Supplies</i>			
740	0	0	25,000	25,000
	<u>0</u>	<u>0</u>	<u>25,000</u>	<u>25,000</u>
	<i>Capital Outlay</i>			
	<u>123,880</u>	<u>127,788</u>	<u>180,815</u>	<u>176,633</u>
	<i>Animal Control</i>			
756	<i>Mental Health</i>			
321	0	2,500	5,000	5,000
332	1,709	2,500	5,000	5,000
335	0	1,750	3,500	3,500
520	36	32	100	100
580	0	2,500	5,000	5,000
598	48,000	49,060	48,000	48,000
	<u>49,745</u>	<u>58,342</u>	<u>66,600</u>	<u>66,600</u>
	<i>Other Services and Charges</i>			
610	0	0	0	0
	<u>0</u>	<u>0</u>	<u>0</u>	<u>0</u>
	<i>Supplies</i>			
	<u>49,745</u>	<u>58,342</u>	<u>66,600</u>	<u>66,600</u>
	<i>Mental Health</i>			

**SAN PATRICIO COUNTY, TEXAS
GENERAL FUND
BUDGET 2018**

	2016 <u>ACTUAL</u>	2017 <u>ESTIMATE</u>	2018 <u>REQUEST</u>	2018 <u>BUDGET</u>
760	<i>Indigent Health Care</i>			
110	\$ 73,237	\$ 74,821	79,118	\$ 78,289
115	0	0	0	0
185	600	600	600	600
190	1,206	1,287	1,340	1,500
195	300	641	200	200
210	16,076	17,528	19,104	19,104
220	5,621	5,718	6,216	6,165
230	7,760	8,106	8,816	8,744
250	135	201	325	322
260	94	132	228	169
	<u>105,029</u>	<u>109,034</u>	<u>115,947</u>	<u>115,093</u>
	<i>Personal Services</i>			
312	200	400	500	500
324	5,230	12,316	17,000	17,000
434	0	250	500	500
520	78	69	300	300
530	0	0	0	0
538	2,443	2,480	2,805	2,805
580	0	317	1,500	1,500
598	84	75	150	150
	<u>8,035</u>	<u>15,907</u>	<u>22,755</u>	<u>22,755</u>
	<i>Other Services and Charges</i>			
610	2,495	5,169	3,000	3,000
650	2,035	1,463	2,000	2,000
698	340	500	1,000	1,000
	<u>4,870</u>	<u>7,132</u>	<u>6,000</u>	<u>6,000</u>
	<i>Supplies</i>			
	<u>117,934</u>	<u>132,073</u>	<u>144,702</u>	<u>143,848</u>
	<i>Indigent Health Care</i>			
762	<i>Human Services</i>			
335	0	0	0	0
339	199,963	110,810	100,000	100,000
520	60	62	150	150
598	17,962	27,000	27,000	27,000
	<u>217,985</u>	<u>137,872</u>	<u>127,150</u>	<u>127,150</u>
	<i>Other Services and Charges</i>			
	<u>217,985</u>	<u>137,872</u>	<u>127,150</u>	<u>127,150</u>
	<i>Human Services</i>			
764	<i>Community Action Agency</i>			
520	23	19	60	60
598	0	0	0	0
	<u>23</u>	<u>19</u>	<u>60</u>	<u>60</u>
	<i>Other Services and Charges</i>			
630	40,000	40,000	46,000	40,000
	<u>40,000</u>	<u>40,000</u>	<u>46,000</u>	<u>40,000</u>
	<i>Supplies</i>			
	<u>40,023</u>	<u>40,019</u>	<u>46,060</u>	<u>40,060</u>
	<i>Community Action Agency</i>			
	<u>937,457</u>	<u>885,284</u>	<u>982,211</u>	<u>964,437</u>
	<i>HEALTH & WELFARE</i>			

**SAN PATRICIO COUNTY, TEXAS
GENERAL FUND
BUDGET 2018**

	2016 <u>ACTUAL</u>	2017 <u>ESTIMATE</u>	2018 <u>REQUEST</u>	2018 <u>BUDGET</u>
780				
County Library				
110 Regular Employees	\$ 79,042	\$ 79,063	\$ 83,016	\$ 81,435
185 Phone Allowance	600	600	600	600
190 Longevity Pay	774	810	804	862
195 Overtime	471	682	800	800
210 Group Insurance	16,826	18,344	19,104	17,194
220 Social Security Taxes	5,788	5,773	6,351	6,403
230 Retirement Contributions	8,406	8,616	9,007	9,081
250 Unemployment Insurance	262	213	332	335
260 Workers' Compensation Ins	232	218	265	259
<i>Personal Services</i>	<u>112,401</u>	<u>114,319</u>	<u>120,279</u>	<u>116,969</u>
312 Conference and Assoc Dues	466	290	500	500
432 Vehicle Repairs/Maint	92	319	600	600
434 Equipment Repairs/Maint	0	50	100	100
520 Insurance/Bond Premiums	583	536	1,050	1,050
530 Telephone	196	0	0	0
538 Postage	64	131	100	100
540 Public Notices	0	0	0	0
580 Travel	1,475	1,780	2,000	2,000
598 Misc Services & Charges	26,000	26,000	26,000	26,000
<i>Other Services and Charges</i>	<u>28,876</u>	<u>29,106</u>	<u>30,350</u>	<u>30,350</u>
610 General Supplies	4,704	5,322	3,000	3,000
626 Fuel, Oil, Lubricants	897	1,002	1,500	1,500
627 Automotive Supplies	0	250	500	500
641 Books, Subscriptions	237	543	1,000	1,000
650 NCO Furniture/Equipment	0	0	0	0
698 Other Supplies	0	50	100	100
<i>Supplies</i>	<u>5,838</u>	<u>7,167</u>	<u>6,100</u>	<u>6,100</u>
740 Machinery and Equipment	0	0	0	0
<i>Capital Outlay</i>	<u>0</u>	<u>0</u>	<u>0</u>	<u>0</u>
County Library	<u>147,115</u>	<u>150,592</u>	<u>156,729</u>	<u>153,419</u>

**SAN PATRICIO COUNTY, TEXAS
GENERAL FUND
BUDGET 2018**

	2016 <u>ACTUAL</u>	2017 <u>ESTIMATE</u>	2018 <u>REQUEST</u>	2018 <u>BUDGET</u>
782	County Parks			
110	\$ 88,722	\$ 92,997	\$ 124,599	\$ 118,084
185	1,775	1,800	1,800	1,200
190	390	450	647	568
195	2,220	700	1,000	1,000
210	20,895	26,292	38,208	38,208
220	7,278	7,441	9,531	9,245
230	9,837	10,341	13,518	13,113
250	165	256	498	484
260	2,077	2,439	3,500	3,396
	<u>133,359</u>	<u>142,716</u>	<u>193,301</u>	<u>185,298</u>
	<i>Personal Services</i>			
312	0	0	0	0
330	243	300	600	600
410	23,745	20,187	30,000	30,000
430	2,044	2,726	40,000	40,000
432	998	3,163	6,000	6,000
434	3,049	4,270	10,000	10,000
520	3,957	4,806	5,000	5,000
530	1,604	1,455	1,400	1,400
540	2,096	0	0	0
580	0	0	0	0
598	3,209	2,411	10,000	10,000
	<u>40,945</u>	<u>39,318</u>	<u>103,000</u>	<u>103,000</u>
	<i>Other Services and Charges</i>			
604	4,241	2,919	10,000	10,000
608	0	0	3,000	3,000
610	4,821	3,575	14,000	14,000
626	5,476	9,230	8,000	8,000
627	1,303	1,000	2,000	2,000
650	0	2,250	4,500	4,500
698	205	750	1,500	1,500
	<u>16,046</u>	<u>19,724</u>	<u>43,000</u>	<u>43,000</u>
	<i>Supplies</i>			
740	0	0	50,000	50,000
	<u>0</u>	<u>0</u>	<u>50,000</u>	<u>50,000</u>
	<i>Capital Outlay</i>			
	<u>190,350</u>	<u>201,758</u>	<u>389,301</u>	<u>381,298</u>
	County Parks			

**SAN PATRICIO COUNTY, TEXAS
GENERAL FUND
BUDGET 2018**


	2016 <u>ACTUAL</u>	2017 <u>ESTIMATE</u>	2018 <u>REQUEST</u>	2018 <u>BUDGET</u>
784	County Fairgrounds			
110	\$ 185,612	\$ 202,266	\$ 200,082	\$ 197,855
115	6,513	16,417	22,500	22,550
185	1,200	1,200	1,200	1,200
190	354	405	818	1,241
195	16,042	19,185	17,000	15,000
210	49,730	60,704	66,864	66,864
220	16,015	17,580	15,306	18,194
230	21,535	24,291	21,709	25,805
250	243	590	800	951
260	3,780	3,706	3,918	4,465
	<u>301,024</u>	<u>346,344</u>	<u>350,197</u>	<u>354,125</u>
	<i>Personal Services</i>			
312	655	1,050	2,000	2,000
330	598	486	300	300
410	102,650	92,164	120,000	120,000
424	7,877	2,500	5,000	5,000
430	38,832	23,088	20,000	20,000
432	2,714	11,781	5,000	5,000
434	9,747	30,074	20,000	20,000
442	4,662	5,845	5,000	5,000
450	0	1,000	20,000	20,000
451	0	500	1,000	1,000
520	65,144	60,544	90,000	90,000
530	869	0	0	0
538	136	154	1,000	1,000
540	3,471	3,750	7,000	7,000
550	1,125	2,250	2,400	2,400
580	367	761	1,500	1,500
598	13,856	25,069	15,000	15,000
	<u>252,703</u>	<u>261,016</u>	<u>315,200</u>	<u>315,200</u>
	<i>Other Services and Charges</i>			
602	308	2,410	3,000	3,000
604	2,679	2,005	3,800	3,800
608	203	150	300	300
610	23,506	21,117	20,000	20,000
626	4,523	4,607	16,000	16,000
627	756	758	1,500	1,500
630	7,834	23,776	25,000	25,000
650	8,534	76,815	8,000	8,000
698	144	0	0	0
	<u>48,487</u>	<u>131,638</u>	<u>77,600</u>	<u>77,600</u>
	<i>Supplies</i>			
740	0	477,000	170,885	170,885
	<u>0</u>	<u>477,000</u>	<u>170,885</u>	<u>170,885</u>
	<i>Capital Outlay</i>			
	<u>602,214</u>	<u>1,215,998</u>	<u>913,882</u>	<u>917,810</u>
	County Fairgrounds			
	<u>939,679</u>	<u>1,568,348</u>	<u>1,459,912</u>	<u>1,452,527</u>
	CULTURE AND RECREATION			

**SAN PATRICIO COUNTY, TEXAS
GENERAL FUND
BUDGET 2018**

	2016 <u>ACTUAL</u>	2017 <u>ESTIMATE</u>	2018 <u>REQUEST</u>	2018 <u>BUDGET</u>
790	<i>Agricultural Ext Service</i>			
110	\$ 130,696	\$ 133,696	\$ 136,696	\$ 137,706
115	0	0	0	0
185	1,800	1,800	1,800	1,800
190	800	828	872	871
195	0	0	0	0
210	17,576	19,160	19,104	19,104
220	7,011	7,210	8,000	10,738
230	6,171	6,432	6,871	6,834
250	239	354	300	561
260	372	309	400	392
	<u>164,665</u>	<u>169,789</u>	<u>174,043</u>	<u>178,006</u>
	<i>Personal Services</i>			
312	2,536	3,700	4,000	4,000
330	0	0	61	61
432	2,143	3,828	2,500	2,500
434	165	500	1,000	1,000
442	5,376	5,376	6,600	6,600
520	1,588	1,299	2,000	2,000
530	3,245	2,909	4,000	2,000
538	1,468	750	1,500	1,500
540	0	0	0	0
580	14,966	11,398	15,000	15,000
598	1,500	750	1,500	1,500
	<u>32,987</u>	<u>30,510</u>	<u>38,161</u>	<u>36,161</u>
	<i>Other Services and Charges</i>			
610	11,388	7,472	12,000	12,000
626	4,770	7,411	6,500	6,500
627	878	598	1,500	1,500
641	488	546	1,000	1,000
650	1,775	1,500	3,000	3,000
	<u>19,299</u>	<u>17,527</u>	<u>24,000</u>	<u>24,000</u>
	<i>Supplies</i>			
740	0	0	0	0
	<u>0</u>	<u>0</u>	<u>0</u>	<u>0</u>
	<i>Capital Outlay</i>			
	<u>216,951</u>	<u>217,826</u>	<u>236,204</u>	<u>238,167</u>
	<i>Agricultural Ext Service</i>			
792	<i>Environmental Conservation</i>			
312	8,000	0	8,000	0
520	27	18	13	13
598	30,000	38,000	38,000	38,000
	<u>38,027</u>	<u>38,018</u>	<u>46,013</u>	<u>38,013</u>
	<i>Other Services and Charges</i>			
	<u>38,027</u>	<u>38,018</u>	<u>46,013</u>	<u>38,013</u>
	<i>Environmental Conservation</i>			
	<u>254,978</u>	<u>255,844</u>	<u>282,217</u>	<u>276,180</u>
	<i>CONSERVATION</i>			

**SAN PATRICIO COUNTY, TEXAS
GENERAL FUND
BUDGET 2018**

	2016 <u>ACTUAL</u>	2017 <u>ESTIMATE</u>	2018 <u>REQUEST</u>	2018 <u>BUDGET</u>
798	<i>Economic Development</i>			
312	\$ 21,480	\$ 16,480	\$ 0	\$ 20,000
501	105,000	115,000	120,000	115,000
520	0	0	0	0
540	0	0	0	0
596	279,226	1,359,347	0	3,169,782
598	15,750	35,000	0	35,000
	<u>421,456</u>	<u>1,525,827</u>	<u>120,000</u>	<u>3,339,782</u>
	<i>Economic Development</i>			
	<u>421,456</u>	<u>1,525,827</u>	<u>120,000</u>	<u>3,339,782</u>
	<i>ECONONMIC DEVELOPMENT</i>			
	<u>421,456</u>	<u>1,525,827</u>	<u>120,000</u>	<u>3,339,782</u>
900	<i>Operating Transfers Out</i>			
150	\$ 304,695	323,915	323,915	328,777
151	474,399	0	0	0
154	0	0	0	0
406	43,200	43,200	43,200	43,200
500	400,000	400,000	400,000	400,000
550	400,000	400,000	400,000	400,000
551	0	0	0	0
556	0	0	0	0
720	780,000	2,780,000	780,000	3,780,000
721	200,000	200,000	200,000	200,000
723	0	15,000	15,000	15,000
733	0	27,000	0	0
999	0	0	1,000,000	1,150,000
	<u>2,602,294</u>	<u>4,189,115</u>	<u>3,162,115</u>	<u>6,316,977</u>
	<i>Operating Transfers Out</i>			
	<u>2,602,294</u>	<u>4,189,115</u>	<u>3,162,115</u>	<u>6,316,977</u>
	TOTAL TRANSFERS			
	<u>2,602,294</u>	<u>4,189,115</u>	<u>3,162,115</u>	<u>6,316,977</u>
	<i>Total Expenditures and Transfers</i>			
	\$ <u>26,712,563</u>	\$ <u>32,184,972</u>	\$ <u>32,178,666</u>	\$ <u>37,827,420</u>



SPECIAL REVENUE FUNDS

Special Revenue Funds for San Patricio County consist of the Road and Bridge Funds which collectively comprise the constitutional Road and Bridge Fund, Judicial District-Wide Funds, Grant-In-Aid Funds, and Other Revenue Funds.

**SAN PATRICIO COUNTY, TEXAS
ROAD & BRIDGE PRECINCT #1
BUDGET 2018**

	2016 <u>ACTUAL</u>	2017 <u>ESTIMATE</u>	2018 <u>REQUEST</u>	2018 <u>BUDGET</u>
Beginning Balance	\$ 553,673	\$ 503,702	\$ 579,228	\$ 579,228
Revenues	1,098,622	1,039,298	1,015,968	1,056,526
Transfers In	<u>0</u>	<u>0</u>	<u>0</u>	<u>0</u>
Total Revenues and Transfers In	<u>1,098,622</u>	<u>1,039,298</u>	<u>1,015,968</u>	<u>1,056,526</u>
Available Resources	<u>1,652,295</u>	<u>1,543,000</u>	<u>1,595,196</u>	<u>1,635,754</u>
Expenditures	998,593	948,772	1,165,341	1,231,389
Transfers Out	<u>150,000</u>	<u>15,000</u>	<u>80,000</u>	<u>80,000</u>
Total Expenditures and Transfer Out	<u>1,148,593</u>	<u>963,772</u>	<u>1,245,341</u>	<u>1,311,389</u>
Ending Balance	\$ <u>503,702</u>	\$ <u>579,228</u>	\$ <u>349,855</u> 37.44%	\$ <u>324,365</u> 24.73%

**SAN PATRICIO COUNTY, TEXAS
ROAD & BRIDGE PRECINCT #1
BUDGET 2018**

	2016 ACTUAL	2017 ESTIMATE	2018 REQUEST	2018 BUDGET
310-110 Ad Valorem - Current	\$ 733,848	\$ 680,148	\$ 659,695	\$ 702,878
310-120 Ad Valorem - Delinquent	<u>18,793</u>	<u>19,512</u>	<u>19,349</u>	<u>19,349</u>
General Property Taxes	<u>752,641</u>	<u>699,660</u>	<u>679,044</u>	<u>722,227</u>
320-101 Occupation Permits	<u>3,300</u>	<u>2,139</u>	<u>3,414</u>	<u>2,140</u>
Business Licenses/Permits	<u>3,300</u>	<u>2,139</u>	<u>3,414</u>	<u>2,140</u>
330-500 Lateral Road Distribution	5,803	5,691	5,691	5,805
330-501 Weight Permit Fees	<u>26,045</u>	<u>22,335</u>	<u>26,177</u>	<u>22,331</u>
State Shared Revenue	<u>31,848</u>	<u>28,026</u>	<u>31,868</u>	<u>28,136</u>
340-501 Motor Vehicle Registration	89,457	89,382	86,499	89,413
340-503 MVR-Road & Bridge Fee	136,510	143,718	144,545	141,313
340-505 Maintenance Charges	<u>0</u>	<u>0</u>	<u>0</u>	<u>0</u>
Other Fees	<u>225,967</u>	<u>233,100</u>	<u>231,044</u>	<u>230,726</u>
350-111 County Clerk	45,040	43,368	45,981	43,933
350-112 District Clerk	15,063	12,099	16,617	13,089
350-501 L&W Fines	<u>7,078</u>	<u>7,679</u>	<u>5,500</u>	<u>7,675</u>
Fines	<u>67,181</u>	<u>63,146</u>	<u>68,098</u>	<u>64,697</u>
360-101 Interest Earnings	<u>5,293</u>	<u>6,853</u>	<u>1,000</u>	<u>6,800</u>
Investment Earnings	<u>5,293</u>	<u>6,853</u>	<u>1,000</u>	<u>6,800</u>
370-100 Sale of Fixed Assets	10,314	4,903	0	0
370-101 Insurance Recovery-Assets	0	0	0	0
370-305 Road Material Sales	815	796	500	800
370-401 Refunds, Sundry	<u>1,265</u>	<u>675</u>	<u>1,000</u>	<u>1,000</u>
Other Revenue	<u>12,393</u>	<u>6,374</u>	<u>1,500</u>	<u>1,800</u>
Total Revenues	<u>\$ 1,098,622</u>	<u>\$ 1,039,298</u>	<u>\$ 1,015,968</u>	<u>\$ 1,056,526</u>

**SAN PATRICIO COUNTY, TEXAS
ROAD & BRIDGE PRECINCT #1
BUDGET 2018**

	2016 <u>ACTUAL</u>	2017 <u>ESTIMATE</u>	2018 <u>REQUEST</u>	2018 <u>BUDGET</u>
721 Road & Bridge Pct. #1				
101 Elected Officials	\$ 67,674	\$ 67,674	\$ 67,674	\$ 67,674
110 Regular Employees	250,518	283,751	282,517	298,281
115 Temporary Employees	6,392	0	11,190	11,526
185 Phone Allowance	1,800	2,043	1,800	1,800
190 Longevity Pay	3,162	3,335	3,608	3,738
195 Overtime	2,093	3,759	700	700
210 Group Insurance	72,343	83,259	98,580	95,520
220 Social Security Taxes	24,351	26,487	27,257	29,356
230 Retirement Contributions	34,101	37,249	38,658	41,632
250 Unemployment Insurance	457	757	1,425	1,257
260 Workers' Compensation Ins	5,561	6,198	7,154	7,919
Personal Services	<u>468,453</u>	<u>514,512</u>	<u>540,563</u>	<u>559,403</u>
312 Conference and Assoc Dues	1,425	1,410	1,500	1,500
330 Pre-Employment Physicals	109	162	272	272
332 Attorney Fees	0	0	100	100
336 Engineering/Architectural	0	375	750	750
410 Utilities	7,263	5,910	10,000	10,000
421 Waste Disposal	12,187	2,701	1,000	1,000
430 Building Repairs/Maint	0	750	1,500	1,500
432 Vehicle Repairs/Maint	5,318	4,633	4,700	4,700
434 Equipment Repairs/Maint	35,832	73,760	13,000	13,000
442 Vehicle/Equipment Rental	8,689	1,923	6,000	6,000
450 Construction Services	0	0	0	0
451 Sealcoating	0	0	150,000	150,000
520 Insurance/Bond Premiums	5,840	6,792	13,510	13,510
530 Telephone	2,426	3,154	2,000	2,000
538 Postage	66	140	150	150
540 Public Notices	285	120	200	200
580 Travel	4,086	2,150	5,000	5,000
588 Hauling Charges	1,485	1,280	13,800	13,800
596 Econ Dev 381 Payments	9,430	33,358	33,356	80,564
598 Misc Services & Charges	2,118	14,912	2,000	2,000
Other Services and Charges	<u>96,560</u>	<u>153,530</u>	<u>258,838</u>	<u>306,046</u>
602 Repair Materials	104,755	43,308	100,000	100,000
604 Repair Parts	14,787	17,866	9,500	9,500
608 Signage	1,943	8,333	4,000	4,000
610 General Supplies	9,179	9,758	10,190	10,190
626 Fuel, Oil, Lubricants	73,747	71,714	55,000	55,000
627 Automotive Supplies	5,996	5,523	6,000	6,000
641 Books, Subscriptions	0	0	50	50
650 NCO Furniture/Equipment	1,369	1,628	2,500	2,500
698 Other Supplies	0	600	1,200	1,200
Supplies	<u>211,777</u>	<u>158,730</u>	<u>188,440</u>	<u>188,440</u>

**SAN PATRICIO COUNTY, TEXAS
ROAD & BRIDGE PRECINCT #1
BUDGET 2018**

	<u>2016 ACTUAL</u>	<u>2017 ESTIMATE</u>	<u>2018 REQUEST</u>	<u>2018 BUDGET</u>
740 Machinery and Equipment Capital Outlay	\$ <u>221,803</u>	\$ <u>122,000</u>	\$ <u>177,500</u>	\$ <u>177,500</u>
900 Operating Transfers Out				
720 Capital Improvements	150,000	15,000	20,000	20,000
999 Contingency Transfers	<u>0</u>	<u>0</u>	<u>60,000</u>	<u>60,000</u>
Operating Transfers Out	<u>150,000</u>	<u>15,000</u>	<u>80,000</u>	<u>80,000</u>
Road & Bridge Pct. #1	\$ <u>1,148,593</u>	\$ <u>963,772</u>	\$ <u>1,245,341</u>	\$ <u>1,311,389</u>

**SAN PATRICIO COUNTY, TEXAS
ROAD & BRIDGE PRECINCT #2
BUDGET 2018**

	<u>2016 ACTUAL</u>	<u>2017 ESTIMATE</u>	<u>2018 REQUEST</u>	<u>2018 BUDGET</u>
Beginning Balance	\$ <u>1,082,145</u>	\$ <u>1,207,920</u>	\$ <u>1,048,142</u>	\$ <u>1,048,142</u>
Revenues	1,196,434	1,124,750	1,093,448	1,138,599
Transfers In	<u>0</u>	<u>0</u>	<u>0</u>	<u>0</u>
Total Revenues and Transfers In	<u>1,196,434</u>	<u>1,124,750</u>	<u>1,093,448</u>	<u>1,138,599</u>
Available Resources	<u>2,278,579</u>	<u>2,332,670</u>	<u>2,141,590</u>	<u>2,186,741</u>
Expenditures	1,000,659	1,239,528	1,494,614	1,595,438
Transfers Out	<u>70,000</u>	<u>45,000</u>	<u>75,000</u>	<u>75,000</u>
Total Expenditures and Transfer Out	<u>1,070,659</u>	<u>1,284,528</u>	<u>1,569,614</u>	<u>1,670,438</u>
Ending Balance	\$ <u><u>1,207,920</u></u>	\$ <u><u>1,048,142</u></u>	\$ <u><u>571,976</u></u> 36.10%	\$ <u><u>516,303</u></u> 30.91%

**SAN PATRICIO COUNTY, TEXAS
ROAD & BRIDGE PRECINCT #2
BUDGET 2018**

	2016 <u>ACTUAL</u>	2017 <u>ESTIMATE</u>	2018 <u>REQUEST</u>	2018 <u>BUDGET</u>
310-110 Ad Valorem - Current	\$ 790,620	\$ 732,766	\$ 710,731	\$ 757,255
310-120 Ad Valorem - Delinquent	<u>20,247</u>	<u>21,021</u>	<u>20,845</u>	<u>20,845</u>
General Property Taxes	<u>810,867</u>	<u>753,787</u>	<u>731,576</u>	<u>778,100</u>
320-101 Occupation Permits	<u>3,555</u>	<u>2,304</u>	<u>3,679</u>	<u>2,305</u>
Business Licenses/Permits	<u>3,555</u>	<u>2,304</u>	<u>3,679</u>	<u>2,305</u>
330-500 Lateral Road Distribution	6,251	6,131	6,131	6,254
330-501 Weight Permit Fees	<u>28,061</u>	<u>24,064</u>	<u>28,203</u>	<u>24,058</u>
State Shared Revenue	<u>34,313</u>	<u>30,195</u>	<u>34,334</u>	<u>30,312</u>
340-501 Motor Vehicle Registration	96,377	96,297	93,191	96,330
340-503 MVR-Road & Bridge Fee	147,071	154,836	155,727	152,245
340-505 Maintenance Charges	<u>0</u>	<u>0</u>	<u>0</u>	<u>0</u>
Other Fees	<u>243,448</u>	<u>251,133</u>	<u>248,918</u>	<u>248,575</u>
350-111 County Clerk	48,524	46,723	49,538	47,331
350-112 District Clerk	16,229	13,035	17,903	14,101
350-501 L&W Fines	<u>7,078</u>	<u>7,679</u>	<u>5,500</u>	<u>7,675</u>
Fines	<u>71,830</u>	<u>67,437</u>	<u>72,941</u>	<u>69,107</u>
360-101 Interest Earnings	<u>9,120</u>	<u>9,811</u>	<u>1,500</u>	<u>10,000</u>
Investment Earnings	<u>9,120</u>	<u>9,811</u>	<u>1,500</u>	<u>10,000</u>
370-100 Sale of Fixed Assets	23,030	10,083	0	0
370-401 Refunds, Sundry	<u>271</u>	<u>0</u>	<u>500</u>	<u>200</u>
Other Revenue	<u>23,301</u>	<u>10,083</u>	<u>500</u>	<u>200</u>
Total Revenues	\$ <u>1,196,434</u>	\$ <u>1,124,750</u>	\$ <u>1,093,448</u>	\$ <u>1,138,599</u>

**SAN PATRICIO COUNTY, TEXAS
ROAD & BRIDGE PRECINCT #2
BUDGET 2018**

	2016 <u>ACTUAL</u>	2017 <u>ESTIMATE</u>	2018 <u>REQUEST</u>	2018 <u>BUDGET</u>
722 Road & Bridge Pct. #2				
101 Elected Officials	\$ 67,674	\$ 67,674	\$ 64,674	\$ 67,674
110 Regular Employees	324,243	402,709	411,920	411,137
115 Temporary Employees	21,288	15,715	25,860	26,635
185 Phone Allowance	1,800	1,800	1,800	1,800
190 Longevity Pay	3,564	3,243	4,393	3,370
195 Overtime	4,209	8,130	13,000	13,000
210 Group Insurance	75,977	82,519	95,520	105,072
220 Social Security Taxes	31,050	32,589	38,161	40,057
230 Retirement Contributions	43,546	45,419	43,977	56,814
250 Unemployment Insurance	653	930	1,621	1,820
260 Workers' Compensation Ins	9,920	7,974	10,108	11,483
Personal Services	<u>583,924</u>	<u>668,702</u>	<u>711,034</u>	<u>738,862</u>
312 Conference and Assoc Dues	2,010	2,760	4,000	4,000
330 Pre-Employment Physicals	162	0	1,000	1,000
332 Attorney Fees	0	0	0	0
336 Engineering/Architectural	0	500	1,000	1,000
410 Utilities	5,197	4,141	8,000	8,000
421 Waste Disposal	1,315	5,107	8,000	8,000
430 Building Repairs/Maint	9,112	8,885	10,000	10,000
432 Vehicle Repairs/Maint	689	3,455	10,000	10,000
434 Equipment Repairs/Maint	5,668	9,887	16,000	16,000
442 Vehicle/Equipment Rental	2,880	2,880	9,000	9,000
450 Construction Services	0	1,500	3,000	3,000
520 Insurance/Bond Premiums	9,300	13,357	15,000	15,000
530 Telephone	6,661	6,206	11,000	11,000
538 Postage	47	40	80	80
540 Public Notices	160	0	1,000	1,000
580 Travel	7,521	1,691	11,000	11,000
596 Econ Dev 381 Payments	10,159	35,938	13,800	86,796
598 Misc Services & Charges	4,924	5,998	7,000	7,000
Other Services and Charges	<u>65,804</u>	<u>102,345</u>	<u>128,880</u>	<u>201,876</u>
602 Repair Materials	173,541	225,128	300,000	300,000
604 Repair Parts	14,863	41,114	32,000	32,000
608 Signage	6,358	6,392	9,000	9,000
610 General Supplies	21,233	16,672	23,000	23,000
626 Fuel, Oil, Lubricants	48,622	56,859	90,000	90,000
627 Automotive Supplies	13,228	9,328	29,000	29,000
641 Books, Subscriptions	854	350	700	700
650 NCO Furniture/Equipment	6,238	9,294	17,000	17,000
698 Other Supplies	2,970	3,344	4,000	4,000
Supplies	<u>287,908</u>	<u>368,481</u>	<u>504,700</u>	<u>504,700</u>

**SAN PATRICIO COUNTY, TEXAS
ROAD & BRIDGE PRECINCT #2
BUDGET 2018**

	2016 <u>ACTUAL</u>	2017 <u>ESTIMATE</u>	2018 <u>REQUEST</u>	2018 <u>BUDGET</u>
740 Machinery and Equipment Capital Outlay	\$ <u>63,023</u>	\$ <u>100,000</u>	\$ <u>150,000</u>	\$ <u>150,000</u>
900 Operating Transfers Out				
720 Capital Improvements	70,000	45,000	50,000	50,000
999 Contingency Transfers	<u>0</u>	<u>0</u>	<u>25,000</u>	<u>25,000</u>
Operating Transfers Out	<u>70,000</u>	<u>45,000</u>	<u>75,000</u>	<u>75,000</u>
Road & Bridge Pct. #2	<u>\$ 1,070,659</u>	<u>\$ 1,284,528</u>	<u>\$ 1,569,614</u>	<u>\$ 1,670,438</u>

**SAN PATRICIO COUNTY, TEXAS
ROAD & BRIDGE PRECINCT #3
BUDGET 2018**

	<u>2016 ACTUAL</u>	<u>2017 ESTIMATE</u>	<u>2018 REQUEST</u>	<u>2018 BUDGET</u>
Beginning Balance	\$ <u>832,185</u>	\$ <u>792,800</u>	\$ <u>534,236</u>	\$ <u>534,236</u>
Revenues	1,998,987	1,905,583	1,825,796	1,895,468
Transfers In	<u>0</u>	<u>0</u>	<u>0</u>	<u>0</u>
Total Revenues and Transfers In	<u>1,998,987</u>	<u>1,905,583</u>	<u>1,825,796</u>	<u>1,895,468</u>
Available Resources	<u>2,831,172</u>	<u>2,698,383</u>	<u>2,360,032</u>	<u>2,429,704</u>
Expenditures	1,958,372	2,164,147	2,427,865	2,219,510
Transfers Out	<u>80,000</u>	<u>0</u>	<u>80,000</u>	<u>80,000</u>
Total Expenditures and Transfer Out	<u>2,038,372</u>	<u>2,164,147</u>	<u>2,507,865</u>	<u>2,299,510</u>
Ending Balance	\$ <u><u>792,800</u></u>	\$ <u><u>534,236</u></u>	\$ <u><u>-147,833</u></u> 22.43%	\$ <u><u>130,194</u></u> 5.66%

**SAN PATRICIO COUNTY, TEXAS
ROAD & BRIDGE PRECINCT #3
BUDGET 2018**

	2016 <u>ACTUAL</u>	2017 <u>ESTIMATE</u>	2018 <u>REQUEST</u>	2018 <u>BUDGET</u>
310-110 Ad Valorem - Current	\$ 1,320,816	\$ 1,224,165	\$ 1,187,353	\$ 1,265,076
310-120 Ad Valorem - Delinquent	<u>33,824</u>	<u>35,118</u>	<u>34,825</u>	<u>34,825</u>
General Property Taxes	<u>1,354,640</u>	<u>1,259,283</u>	<u>1,222,178</u>	<u>1,299,901</u>
320-101 Occupation Permits	<u>5,939</u>	<u>3,850</u>	<u>6,146</u>	<u>3,851</u>
Business Licenses/Permits	<u>5,939</u>	<u>3,850</u>	<u>6,146</u>	<u>3,851</u>
330-500 Lateral Road Distribution	10,444	10,243	10,243	10,447
330-501 Weight Permit Fees	<u>46,877</u>	<u>40,200</u>	<u>47,116</u>	<u>40,192</u>
State Shared Revenue	<u>57,321</u>	<u>50,443</u>	<u>57,359</u>	<u>50,639</u>
340-501 Motor Vehicle Registration	161,009	160,874	155,686	160,930
340-503 MVR-Road & Bridge Fee	245,698	258,671	260,160	254,342
340-505 Maintenance Charges	21,105	0	0	0
340-601 Waste Disposal Fees	<u>4,400</u>	<u>4,089</u>	<u>2,500</u>	<u>2,500</u>
Other Fees	<u>432,211</u>	<u>423,634</u>	<u>418,346</u>	<u>417,772</u>
350-111 County Clerk	81,065	78,056	82,759	79,072
350-112 District Clerk	27,111	21,776	29,908	23,558
350-501 L&W Fines	<u>7,078</u>	<u>7,679</u>	<u>5,500</u>	<u>7,675</u>
Fines	<u>115,254</u>	<u>107,511</u>	<u>118,167</u>	<u>110,305</u>
360-101 Interest Earnings	<u>9,212</u>	<u>10,684</u>	<u>2,100</u>	<u>11,000</u>
Investment Earnings	<u>9,212</u>	<u>10,684</u>	<u>2,100</u>	<u>11,000</u>
370-100 Sale of Fixed Assets	24,411	48,178	0	0
370-305 Road Material Sales	0	2,000	500	1,000
370-401 Refunds, Sundry	<u>0</u>	<u>0</u>	<u>1,000</u>	<u>1,000</u>
Other Revenue	<u>24,411</u>	<u>50,178</u>	<u>1,500</u>	<u>2,000</u>
Total Revenues	<u>\$ 1,998,987</u>	<u>\$ 1,905,583</u>	<u>\$ 1,825,796</u>	<u>\$ 1,895,468</u>

**SAN PATRICIO COUNTY, TEXAS
ROAD & BRIDGE PRECINCT #3
BUDGET 2018**

	2016 <u>ACTUAL</u>	2017 <u>ESTIMATE</u>	2018 <u>REQUEST</u>	2018 <u>BUDGET</u>
723 Road & Bridge Pct. #3				
101 Elected Officials	\$ 67,674	\$ 67,674	\$ 67,674	\$ 67,674
110 Regular Employees	453,390	466,800	590,425	579,176
115 Temporary Employees	15,194	0	49,663	48,717
185 Phone Allowance	2,400	2,400	3,600	3,600
190 Longevity Pay	4,523	4,601	6,291	6,316
195 Overtime	50,261	37,494	25,000	25,000
210 Group Insurance	131,698	143,299	207,018	162,384
220 Social Security Taxes	44,850	44,980	56,813	55,883
230 Retirement Contributions	61,282	60,091	74,343	79,259
250 Unemployment Insurance	987	1,325	2,831	2,643
260 Workers' Compensation Ins	13,529	7,381	16,771	16,455
Personal Services	<u>845,787</u>	<u>836,045</u>	<u>1,100,429</u>	<u>1,047,107</u>
312 Conference and Assoc Dues	285	0	3,000	3,000
330 Pre-Employment Physicals	740	541	1,000	1,000
336 Engineering/Architectural	0	0	3,000	3,000
410 Utilities	12,358	9,350	20,000	20,000
421 Waste Disposal	14,030	9,900	15,000	15,000
430 Building Repairs/Maint	0	5,269	10,000	10,000
432 Vehicle Repairs/Maint	27,146	30,894	20,000	20,000
434 Equipment Repairs/Maint	54,074	57,919	40,000	40,000
442 Vehicle/Equipment Rental	2,278	5,000	10,000	10,000
450 Construction Services	0	0	5,000	5,000
451 Sealcoating	259,229	300,000	400,000	250,000
520 Insurance/Bond Premiums	13,340	16,128	35,000	25,000
530 Telephone	7,774	8,993	6,000	6,000
538 Postage	68	50	100	100
540 Public Notices	70	150	300	300
580 Travel	1,145	0	7,000	7,000
588 Hauling Charges	421	1,250	5,000	5,000
596 Econ Dev 381 Payments	16,972	60,039	60,036	145,003
598 Misc Services & Charges	8,374	7,102	10,000	10,000
Other Services and Charges	<u>418,303</u>	<u>512,585</u>	<u>650,436</u>	<u>575,403</u>
602 Repair Materials	208,245	277,147	350,000	300,000
604 Repair Parts	29,164	25,380	35,000	35,000
608 Signage	6,257	6,881	12,000	12,000
610 General Supplies	14,294	15,075	20,000	20,000
626 Fuel, Oil, Lubricants	98,588	77,228	130,000	100,000
627 Automotive Supplies	16,408	5,651	15,000	15,000
650 NCO Furniture/Equipment	1,255	0	10,000	10,000
698 Other Supplies	5,873	6,906	5,000	5,000
Supplies	<u>380,085</u>	<u>414,268</u>	<u>577,000</u>	<u>497,000</u>

**SAN PATRICIO COUNTY, TEXAS
ROAD & BRIDGE PRECINCT #3
BUDGET 2018**

	2016 <u>ACTUAL</u>	2017 <u>ESTIMATE</u>	2018 <u>REQUEST</u>	2018 <u>BUDGET</u>
730 Improvements	\$ 0	\$ 29,380	\$ 0	\$ 0
740 Machinery and Equipment	<u>314,197</u>	<u>371,869</u>	<u>100,000</u>	<u>100,000</u>
Capital Outlay	<u>314,197</u>	<u>401,249</u>	<u>100,000</u>	<u>100,000</u>
900 Operating Transfers Out				
720 Capital Improvements	80,000	0	40,000	40,000
999 Contingency Transfers	<u>0</u>	<u>0</u>	<u>40,000</u>	<u>40,000</u>
Transfers Out	<u>80,000</u>	<u>0</u>	<u>80,000</u>	<u>80,000</u>
Road & Bridge Pct. #3	<u>\$ 2,038,372</u>	<u>\$ 2,164,147</u>	<u>\$ 2,507,865</u>	<u>\$ 2,299,510</u>

**SAN PATRICIO COUNTY, TEXAS
ROAD & BRIDGE PRECINCT #4
BUDGET 2018**

	2016 <u>ACTUAL</u>	2017 <u>ESTIMATE</u>	2018 <u>REQUEST</u>	2018 <u>BUDGET</u>
Beginning Balance	\$ 816,781	\$ 865,387	\$ 551,800	\$ 551,800
Revenues	577,498	540,286	529,491	554,321
Transfers In	<u>0</u>	<u>0</u>	<u>0</u>	<u>0</u>
Total Revenues and Transfers In	<u>577,498</u>	<u>540,286</u>	<u>529,491</u>	<u>554,321</u>
Available Resources	<u>1,394,279</u>	<u>1,405,673</u>	<u>1,081,291</u>	<u>1,106,121</u>
Expenditures	528,892	853,873	1,592,572	922,605
Transfers Out	<u>0</u>	<u>0</u>	<u>0</u>	<u>0</u>
Total Expenditures and Transfer Out	<u>528,892</u>	<u>853,873</u>	<u>1,592,572</u>	<u>922,605</u>
Ending Balance	\$ <u>865,387</u>	\$ <u>551,800</u>	\$ <u>-511,281</u> 31.94%	\$ <u>183,516</u> 19.89%

**SAN PATRICIO COUNTY, TEXAS
ROAD & BRIDGE PRECINCT #4
BUDGET 2018**

	2016 <u>ACTUAL</u>	2017 <u>ESTIMATE</u>	2018 <u>REQUEST</u>	2018 <u>BUDGET</u>
310-110 Ad Valorem - Current	\$ 378,578	\$ 350,875	\$ 340,324	\$ 362,602
310-120 Ad Valorem - Delinquent	<u>9,695</u>	<u>10,066</u>	<u>9,982</u>	<u>9,982</u>
General Property Taxes	<u>388,273</u>	<u>360,941</u>	<u>350,306</u>	<u>372,584</u>
320-101 Occupation Permits	<u>1,702</u>	<u>1,103</u>	<u>1,761</u>	<u>1,104</u>
Business Licenses/Permits	<u>1,702</u>	<u>1,103</u>	<u>1,761</u>	<u>1,104</u>
330-500 Lateral Road Distribution	2,993	2,936	2,936	2,994
330-501 Weight Permit Fees	<u>13,436</u>	<u>11,522</u>	<u>13,504</u>	<u>11,520</u>
State Shared Revenue	<u>16,430</u>	<u>14,458</u>	<u>16,440</u>	<u>14,514</u>
340-501 Motor Vehicle Registration	46,149	46,110	44,623	46,127
340-503 MVR-Road & Bridge Fee	70,423	74,141	74,568	72,901
340-505 Maintenance Charges	<u>0</u>	<u>0</u>	<u>0</u>	<u>0</u>
Other Fees	<u>116,572</u>	<u>120,251</u>	<u>119,191</u>	<u>119,028</u>
350-111 County Clerk	23,235	22,373	23,721	22,664
350-112 District Clerk	7,771	6,242	8,572	6,752
350-501 L&W Fines	<u>7,078</u>	<u>7,679</u>	<u>5,500</u>	<u>7,675</u>
Fines	<u>38,084</u>	<u>36,294</u>	<u>37,793</u>	<u>37,091</u>
360-101 Interest Earnings	<u>6,088</u>	<u>7,142</u>	<u>1,000</u>	<u>7,000</u>
Investment Earnings	<u>6,088</u>	<u>7,142</u>	<u>1,000</u>	<u>7,000</u>
370-100 Sale of Fixed Assets	241	97	0	0
370-101 Insurance Recovery-Assets	0	0	0	0
370-305 Road Material Sales	3,664	0	2,000	2,000
370-401 Refunds, Sundry	<u>6,444</u>	<u>0</u>	<u>1,000</u>	<u>1,000</u>
Other Revenue	<u>10,349</u>	<u>97</u>	<u>3,000</u>	<u>3,000</u>
Total Revenues	<u>\$ 577,498</u>	<u>\$ 540,286</u>	<u>\$ 529,491</u>	<u>\$ 554,321</u>

**SAN PATRICIO COUNTY, TEXAS
ROAD & BRIDGE PRECINCT #4
BUDGET 2018**

	2016 <u>ACTUAL</u>	2017 <u>ESTIMATE</u>	2018 <u>REQUEST</u>	2018 <u>BUDGET</u>
724 Road & Bridge Pct. #4				
101 Elected Officials	\$ 5,640	\$ 67,674	\$ 67,674	\$ 67,674
110 Regular Employees	193,683	194,600	225,120	221,239
115 Temporary Employees	3,304	4,288	1,500	1,545
185 Phone Allowance	1,336	2,400	1,800	2,400
190 Longevity Pay	2,714	2,786	3,608	2,899
195 Overtime	14,959	14,152	15,000	15,000
210 Group Insurance	41,225	45,480	66,864	66,864
220 Social Security Taxes	16,278	21,671	22,399	23,774
230 Retirement Contributions	22,889	29,875	30,899	33,718
250 Unemployment Insurance	374	547	1,171	967
260 Workers' Compensation Ins	5,152	4,263	6,859	5,894
Personal Services	<u>307,555</u>	<u>387,736</u>	<u>442,894</u>	<u>441,974</u>
312 Conference and Assoc Dues	1,055	970	1,500	1,500
330 Pre-Employment Physicals	53	81	120	120
336 Engineering/Architectural	0	300	64,000	600
341 Other Professional Services	0	0	0	0
410 Utilities	6,314	3,690	10,000	10,000
421 Waste Disposal	0	1,386	500	500
430 Building Repairs/Maint	0	1,605	3,000	3,000
432 Vehicle Repairs/Maint	14,268	7,351	5,000	5,000
434 Equipment Repairs/Maint	61,926	36,209	30,000	30,000
442 Vehicle/Equipment Rental	0	300	500	500
450 Construction Services	0	0	0	0
451 Sealcoating	0	43,000	50,000	50,000
520 Insurance/Bond Premiums	5,954	7,117	10,000	10,000
530 Telephone	2,499	4,718	3,000	3,000
538 Postage	94	90	100	100
540 Public Notices	70	120	200	200
580 Travel	3,218	1,179	5,000	5,000
588 Hauling Charges	0	0	0	0
596 Econ Dev 381 Payments	4,865	17,209	17,208	41,561
598 Misc Services & Charges	3,785	5,204	3,000	3,000
Other Services and Charges	<u>104,102</u>	<u>130,529</u>	<u>203,128</u>	<u>164,081</u>
602 Repair Materials	35,800	38,457	50,000	50,000
604 Repair Parts	5,769	7,118	20,000	20,000
608 Signage	987	7,790	5,000	5,000
610 General Supplies	7,128	18,745	7,000	7,000
626 Fuel, Oil, Lubricants	22,883	27,713	45,000	45,000
627 Automotive Supplies	12,833	17,632	12,000	12,000
641 Books, Subscriptions	0	0	50	50
650 NCO Furniture/Equipment	1,572	5,693	2,500	2,500
698 Other Supplies	476	750	5,000	5,000
Supplies	<u>87,448</u>	<u>123,898</u>	<u>146,550</u>	<u>146,550</u>

**SAN PATRICIO COUNTY, TEXAS
ROAD & BRIDGE PRECINCT #4
BUDGET 2018**

	2016 <u>ACTUAL</u>	2017 <u>ESTIMATE</u>	2018 <u>REQUEST</u>	2018 <u>BUDGET</u>
730 Improvements	\$ 0	\$ 0	\$ 630,000	\$ 0
740 Machinery and Equipment	<u>29,788</u>	<u>211,710</u>	<u>170,000</u>	<u>170,000</u>
Capital Outlay	<u>29,788</u>	<u>211,710</u>	<u>800,000</u>	<u>170,000</u>
900 Operating Transfers Out				
720 Capital Improvements	0	0	0	0
999 Contingency Transfers	<u>0</u>	<u>0</u>	<u>0</u>	<u>0</u>
Operating Transfers Out	<u>0</u>	<u>0</u>	<u>0</u>	<u>0</u>
Road & Bridge Pct. #4	<u>\$ 528,892</u>	<u>\$ 853,873</u>	<u>\$ 1,592,572</u>	<u>\$ 922,605</u>

**SAN PATRICIO COUNTY, TEXAS
INDIGENT HEALTH CARE
BUDGET 2018**

	<u>2016 ACTUAL</u>	<u>2017 ESTIMATE</u>	<u>2018 REQUEST</u>	<u>2018 BUDGET</u>
Beginning Balance	\$ 116,773	\$ 109,387	\$ 132,656	\$ 132,656
Revenues	1,562	1,321	1,000	1,300
Transfers In	<u>400,000</u>	<u>400,000</u>	<u>400,000</u>	<u>400,000</u>
Total Revenues and Transfers In	<u>401,562</u>	<u>401,321</u>	<u>401,000</u>	<u>401,300</u>
Available Resources	<u>518,335</u>	<u>510,708</u>	<u>533,656</u>	<u>533,956</u>
Expenditures	408,948	378,052	409,900	433,956
Transfers Out	<u>0</u>	<u>0</u>	<u>0</u>	<u>0</u>
Total Expenditures and Transfer Out	<u>408,948</u>	<u>378,052</u>	<u>409,900</u>	<u>433,956</u>
Ending Balance	\$ <u>109,387</u>	\$ <u>132,656</u>	\$ <u>123,756</u>	\$ <u>100,000</u>

**SAN PATRICIO COUNTY, TEXAS
INDIGENT HEALTH CARE
BUDGET 2018**

	2016 <u>ACTUAL</u>	2017 <u>ESTIMATE</u>	2018 <u>REQUEST</u>	2018 <u>BUDGET</u>
330-371 State IHC Assistance Fund	\$ 0	\$ 0	\$ 0	\$ 0
Grants	0	0	0	0
360-101 Interest Earnings	1,383	1,321	1,000	1,300
Investment Earnings	1,383	1,321	1,000	1,300
370-401 Refunds, Sundry	179	0	0	0
390-010 General Fund	400,000	400,000	400,000	400,000
Other Revenue and Transfers In	400,179	400,000	400,000	400,000
Total Revenue and Transfers In	\$ 401,562	\$ 401,321	\$ 401,000	\$ 401,300
760 Indigent Health Care				
331 Physician Services	\$ 85,154	\$ 94,214	\$ 91,200	\$ 98,364
335 Hospital/Medical Services	101,551	39,553	80,900	71,485
337 Outpatient Hospital Svcs	156,503	158,263	157,700	174,577
338 Lab & X-Ray Services	22,886	30,845	28,200	32,353
341 Other Professional Services	1,424	750	1,200	1,115
345 Skilled Nursing	0	0	50	50
361 Ambulatory Surgical Center	3,694	14,393	10,800	11,366
362 Colostomy Supplies/Equip	0	0	50	50
363 Dental Care	0	0	50	50
364 Diabetic Supplies/Equip	0	0	50	50
365 Durable Medical Equip	0	0	50	50
366 Hom/Community Health Care	0	0	50	50
661 Prescription Drugs	35,243	38,494	37,400	41,672
662 Diabetic Supplies/Equip	2,493	1,540	2,200	2,724
Other Services and Charges	408,948	378,052	409,900	433,956
Indigent Health Care	\$ 408,948	\$ 378,052	\$ 409,900	\$ 433,956

**SAN PATRICIO COUNTY, TEXAS
DISTRICT COURT OPERATING
BUDGET 2018**

	<u>2016 ACTUAL</u>	<u>2017 ESTIMATE</u>	<u>2018 REQUEST</u>	<u>2018 BUDGET</u>
Beginning Balance	\$ 46,162	\$ 44,616	\$ 54,211	\$ 54,211
Revenues	317,613	337,440	336,275	342,423
Transfers In	<u>304,695</u>	<u>323,915</u>	<u>323,915</u>	<u>328,777</u>
Total Revenues and Transfers In	<u>622,308</u>	<u>661,355</u>	<u>660,190</u>	<u>671,200</u>
Available Resources	<u>668,470</u>	<u>705,971</u>	<u>714,401</u>	<u>725,411</u>
Expenditures	623,854	651,760	722,858	721,572
Transfers Out	<u>0</u>	<u>0</u>	<u>0</u>	<u>0</u>
Total Expenditures and Transfer Out	<u>623,854</u>	<u>651,760</u>	<u>722,858</u>	<u>721,572</u>
Ending Balance	\$ <u>44,616</u>	\$ <u>54,211</u>	\$ <u>-8,457</u>	\$ <u>3,839</u>

**SAN PATRICIO COUNTY, TEXAS
DISTRICT COURT OPERATING
BUDGET 2018**

	2016 <u>ACTUAL</u>	2017 <u>ESTIMATE</u>	2018 <u>REQUEST</u>	2018 <u>BUDGET</u>
330-810 P/R Share-Aransas Co.	\$ 108,884	\$ 115,752	\$ 115,752	\$ 117,490
330-812 P/R Share-Bee Co.	149,804	159,253	159,253	161,644
330-814 P/R Share-Live Oak Co.	54,216	57,636	57,636	58,502
330-816 P/R Share-McMullen Co.	<u>3,324</u>	<u>3,534</u>	<u>3,534</u>	<u>3,587</u>
Shared Revenue with Local Gov'ts	<u>316,228</u>	<u>336,175</u>	<u>336,175</u>	<u>341,223</u>
360-101 Interest Earnings	<u>1,045</u>	<u>1,265</u>	<u>100</u>	<u>1,200</u>
Investment Earnings	<u>1,045</u>	<u>1,265</u>	<u>100</u>	<u>1,200</u>
370-401 Refunds, Sundry	340	0	0	0
390-010 General Fund	<u>304,695</u>	<u>323,915</u>	<u>323,915</u>	<u>328,777</u>
Other Revenue and Transfers In	<u>305,035</u>	<u>323,915</u>	<u>323,915</u>	<u>328,777</u>
Total Revenue and Transfers In	\$ <u><u>622,308</u></u>	\$ <u><u>661,355</u></u>	\$ <u><u>660,190</u></u>	\$ <u><u>671,200</u></u>

**SAN PATRICIO COUNTY, TEXAS
DISTRICT COURT OPERATING
BUDGET 2018**

	2016 <u>ACTUAL</u>	2017 <u>ESTIMATE</u>	2018 <u>REQUEST</u>	2018 <u>BUDGET</u>
460 District Court				
110 Regular Employees	\$ 437,853	\$ 447,037	\$ 476,922	\$ 476,922
115 Temporary Employees	5,591	8,563	15,000	15,450
190 Longevity Pay	3,522	2,427	2,745	2,623
195 Overtime	0	0	0	0
210 Group Insurance	55,488	58,110	66,864	66,864
220 Social Security Taxes	32,950	32,441	37,842	37,868
230 Retirement Contributions	46,037	48,474	53,671	52,030
250 Unemployment Insurance	823	1,201	1,979	1,980
260 Workers' Compensation Ins	1,272	1,055	1,385	1,385
Personal Services	<u>583,537</u>	<u>599,308</u>	<u>656,408</u>	<u>655,122</u>
312 Conference and Assoc Dues	2,890	5,100	7,150	7,150
329 Court Reporter Services	63	0	0	0
330 Pre-Employment Physicals	0	162	100	100
434 Equipment Repairs/Maint	540	550	700	700
520 Insurance/Bond Premiums	2,742	5,022	9,000	9,000
530 Telephone	1,523	847	4,000	4,000
538 Postage	4,142	5,406	6,000	6,000
540 Public Notices	0	250	500	500
580 Travel	6,606	7,877	11,000	11,000
598 Misc Services & Charges	18,699	20,000	20,000	20,000
Other Services and Charges	<u>37,206</u>	<u>45,214</u>	<u>58,450</u>	<u>58,450</u>
610 General Supplies	3,111	5,471	3,100	3,100
641 Books, Subscriptions	0	0	2,400	2,400
650 NCO Furniture/Equipment	0	1,767	2,500	2,500
Supplies	<u>3,111</u>	<u>7,238</u>	<u>8,000</u>	<u>8,000</u>
740 Machinery and Equipment	0	0	0	0
Capital Outlay	<u>0</u>	<u>0</u>	<u>0</u>	<u>0</u>
District Court	<u>\$ 623,854</u>	<u>\$ 651,760</u>	<u>\$ 722,858</u>	<u>\$ 721,572</u>

**SAN PATRICIO COUNTY, TEXAS
INTOXILIZER PROGRAM
BUDGET 2018**

	<u>2016 ACTUAL</u>	<u>2017 ESTIMATE</u>	<u>2018 REQUEST</u>	<u>2018 BUDGET</u>
Beginning Balance	\$ 12,708	\$ 11,995	\$ 10,565	\$ 10,565
Revenues	53,062	52,962	51,189	51,175
Transfers In	<u>43,200</u>	<u>43,200</u>	<u>41,636</u>	<u>41,625</u>
Total Revenues and Transfers In	<u>96,262</u>	<u>96,162</u>	<u>92,825</u>	<u>92,800</u>
Available Resources	<u>108,970</u>	<u>108,157</u>	<u>103,390</u>	<u>103,365</u>
Expenditures	96,975	97,592	92,525	95,408
Transfers Out	<u>0</u>	<u>0</u>	<u>0</u>	<u>0</u>
Total Expenditures and Transfer Out	<u>96,975</u>	<u>97,592</u>	<u>92,525</u>	<u>95,408</u>
Ending Balance	<u>\$ 11,995</u>	<u>\$ 10,565</u>	<u>\$ 10,865</u>	<u>\$ 7,957</u>

**SAN PATRICIO COUNTY, TEXAS
INTOXILIZER PROGRAM
BUDGET 2018**

	2016 <u>ACTUAL</u>	2017 <u>ESTIMATE</u>	2018 <u>REQUEST</u>	2018 <u>BUDGET</u>
330-805 Local Gov't Contributions	\$ 0	\$ 0	\$ 0	\$ 0
330-810 P/R Share-Aransas Co.	9,600	9,600	9,253	9,250
330-818 P/R Share-Nueces Co.	<u>43,200</u>	<u>43,200</u>	<u>41,636</u>	<u>41,625</u>
Shared Revenue with Local Gov'ts	<u>52,800</u>	<u>52,800</u>	<u>50,889</u>	<u>50,875</u>
360-101 Interest Earnings	<u>262</u>	<u>162</u>	<u>300</u>	<u>300</u>
Investment Earnings	<u>262</u>	<u>162</u>	<u>300</u>	<u>300</u>
370-401 Refunds, Sundry	0	0	0	0
390-010 General Fund	<u>43,200</u>	<u>43,200</u>	<u>41,636</u>	<u>41,625</u>
Other Revenue and Transfers In	<u>43,200</u>	<u>43,200</u>	<u>41,636</u>	<u>41,625</u>
Total Revenue and Transfers In	\$ <u>96,262</u>	\$ <u>96,162</u>	\$ <u>92,825</u>	\$ <u>92,800</u>

**SAN PATRICIO COUNTY, TEXAS
INTOXILIZER PROGRAM
BUDGET 2018**

	<u>2016 ACTUAL</u>	<u>2017 ESTIMATE</u>	<u>2018 REQUEST</u>	<u>2018 BUDGET</u>
666 Intoxilizer Program				
110 Regular Employees	\$ 59,442	\$ 60,600	\$ 60,000	\$ 62,418
185 Phone Allowance	600	600	600	600
190 Longevity Pay	18	36	90	90
210 Group Insurance	8,038	8,399	9,552	9,552
220 Social Security Taxes	4,595	4,489	4,643	4,828
230 Retirement Contributions	6,186	6,442	6,585	6,847
250 Unemployment Insurance	111	159	243	252
260 Workers' Compensation Ins	178	174	212	221
Personal Services	<u>79,168</u>	<u>80,899</u>	<u>81,925</u>	<u>84,808</u>
312 Conference and Assoc Dues	185	650	600	600
330 Pre-Employment Physicals	0	0	0	0
434 Equipment Repairs/Maint	0	1,000	2,000	2,000
520 Insurance/Bond Premiums	745	623	1,000	1,000
530 Telephone	0	0	0	0
538 Postage	0	25	0	0
580 Travel	5,374	6,536	6,000	6,000
598 Misc Services & Charges	2,313	4,000	500	500
Other Services and Charges	<u>8,617</u>	<u>12,834</u>	<u>10,100</u>	<u>10,100</u>
610 General Supplies	5,821	3,359	500	500
650 NCO Furniture/Equipment Supplies	<u>3,369</u>	<u>500</u>	<u>0</u>	<u>0</u>
	<u>9,190</u>	<u>3,859</u>	<u>500</u>	<u>500</u>
740 Machinery and Equipment Capital Outlay	<u>0</u>	<u>0</u>	<u>0</u>	<u>0</u>
	<u>0</u>	<u>0</u>	<u>0</u>	<u>0</u>
Intoxilizer Program	\$ <u>96,975</u>	\$ <u>97,592</u>	\$ <u>92,525</u>	\$ <u>95,408</u>

**SAN PATRICIO COUNTY, TEXAS
WOMEN, INFANTS AND CHILDREN PROGRAM
BUDGET 2018**

	<u>2016 ACTUAL</u>	<u>2017 ESTIMATE</u>	<u>2018 REQUEST</u>	<u>2018 BUDGET</u>
Beginning Balance	\$ 25,522	\$ 17,080	\$ 4,383	\$ 4,383
Revenues	581,223	572,728	630,581	641,800
Transfers In	<u>0</u>	<u>0</u>	<u>0</u>	<u>0</u>
Total Revenues and Transfers In	<u>581,223</u>	<u>572,728</u>	<u>630,581</u>	<u>641,800</u>
Available Resources	<u>606,745</u>	<u>589,808</u>	<u>634,964</u>	<u>646,183</u>
Expenditures	589,665	585,425	630,581	641,800
Transfers Out	<u>0</u>	<u>0</u>	<u>0</u>	<u>0</u>
Total Expenditures and Transfer Out	<u>589,665</u>	<u>585,425</u>	<u>630,581</u>	<u>641,800</u>
Ending Balance	\$ <u>17,080</u>	\$ <u>4,383</u>	\$ <u>4,383</u>	\$ <u>4,383</u>

**SAN PATRICIO COUNTY, TEXAS
WOMEN, INFANTS AND CHILDREN PROGRAM
BUDGET 2018**

	2016 <u>ACTUAL</u>	2017 <u>ESTIMATE</u>	2018 <u>REQUEST</u>	2018 <u>BUDGET</u>
330-565 WIC Grant	\$ 581,223	\$ 572,728	\$ 630,581	\$ 641,800
360-101 Interest Earnings	0	0	0	0
370-401 Refunds, Sundry	<u>0</u>	<u>0</u>	<u>0</u>	<u>0</u>
Total Revenue	\$ <u>581,223</u>	\$ <u>572,728</u>	\$ <u>630,581</u>	\$ <u>641,800</u>
748 W I C				
110 Regular Employees	\$ 355,402	\$ 367,868	\$ 373,645	\$ 370,556
115 Temporary Employees	0	0	15,000	15,000
185 Phone Allowance	1,200	1,200	1,200	1,200
190 Longevity Pay	2,881	3,161	3,060	3,876
195 Overtime	9,008	2,202	5,000	5,000
210 Group Insurance	84,820	80,833	95,520	105,072
220 Social Security Taxes	27,031	25,755	28,584	30,266
230 Retirement Contributions	37,955	39,686	40,541	42,927
250 Unemployment Insurance	694	981	1,495	1,582
260 Workers' Compensation Ins Personal Services	<u>476</u>	<u>606</u>	<u>1,046</u>	<u>831</u>
	<u>519,466</u>	<u>522,292</u>	<u>565,091</u>	<u>576,310</u>
312 Conference and Assoc Dues	1,516	2,430	3,000	3,000
330 Pre-Employment Physicals	162	0	150	150
341 Other Professional Services	18,008	25,231	5,000	5,000
410 Utilities	2,142	1,434	2,000	2,000
421 Waste Disposal	0	0	0	0
430 Building Repairs/Maint	0	0	0	0
434 Equipment Repairs/Maint	468	0	1,320	1,320
441 Building/Office Rental	1,920	1,920	1,920	1,920
450 Construction Services	0	0	0	0
520 Insurance/Bond Premiums	817	727	1,000	1,000
530 Telephone	8,223	8,291	5,000	5,000
538 Postage	273	118	1,000	1,000
540 Public Notices	0	715	1,000	1,000
580 Travel	16,400	9,529	25,000	25,000
598 Misc Services & Charges Other Services and Charges	<u>454</u>	<u>1,891</u>	<u>100</u>	<u>100</u>
	<u>50,384</u>	<u>52,286</u>	<u>46,490</u>	<u>46,490</u>
610 General Supplies	10,922	4,836	8,000	8,000
650 NCO Furniture/Equipment	0	1,500	3,000	3,000
698 Other Supplies Supplies	<u>8,893</u>	<u>4,511</u>	<u>8,000</u>	<u>8,000</u>
	<u>19,815</u>	<u>10,847</u>	<u>19,000</u>	<u>19,000</u>
740 Machinery and Equipment Capital Outlay	<u>0</u>	<u>0</u>	<u>0</u>	<u>0</u>
	<u>0</u>	<u>0</u>	<u>0</u>	<u>0</u>
WIC	\$ <u>589,665</u>	\$ <u>585,425</u>	\$ <u>630,581</u>	\$ <u>641,800</u>

**SAN PATRICIO COUNTY, TEXAS
LAW LIBRARY
BUDGET 2018**

	2016 <u>ACTUAL</u>	2017 <u>ESTIMATE</u>	2018 <u>REQUEST</u>	2018 <u>BUDGET</u>
Beginning Balance	\$ 42,625	\$ 41,561	\$ 41,158	\$ 41,158
Revenues	54,739	53,339	57,250	54,100
Transfers In	<u>0</u>	<u>0</u>	<u>0</u>	<u>0</u>
Total Revenues and Transfers In	<u>54,739</u>	<u>53,339</u>	<u>57,250</u>	<u>54,100</u>
Available Resources	<u>97,364</u>	<u>94,900</u>	<u>98,408</u>	<u>95,258</u>
Expenditures	55,803	53,742	72,141	72,841
Transfers Out	<u>0</u>	<u>0</u>	<u>0</u>	<u>0</u>
Total Expenditures and Transfer Out	<u>55,803</u>	<u>53,742</u>	<u>72,141</u>	<u>72,841</u>
Ending Balance	\$ <u>41,561</u>	\$ <u>41,158</u>	\$ <u>26,267</u>	\$ <u>22,417</u>

**SAN PATRICIO COUNTY, TEXAS
LAW LIBRARY
BUDGET 2018**

	2016 ACTUAL	2017 ESTIMATE	2018 REQUEST	2018 BUDGET
340-317 Law Library-County Clerk	\$ 33,150	\$ 31,358	\$ 34,000	\$ 32,200
340-319 Law Library-Dist Clerk	21,286	21,625	23,000	21,500
360-101 Interest Earnings	303	356	250	400
370-401 Refunds, Sundry	0	0	0	0
390-010 General Fund	0	0	0	0
Total Revenue	\$ 54,739	\$ 53,339	\$ 57,250	\$ 54,100
480 Law Library				
110 Regular Employees	\$ 0	\$ 0	\$ 5,084	\$ 5,394
115 Temporary Employees	0	0	0	0
190 Longevity Pay	0	0	0	0
210 Group Insurance	0	0	1,590	1,910
220 Social Security Taxes	0	0	389	413
230 Retirement Contributions	0	0	542	585
250 Unemployment Insurance	0	0	20	22
260 Workers' Compensation Ins	14	0	16	17
Personal Services	<u>14</u>	<u>0</u>	<u>7,641</u>	<u>8,341</u>
520 Insurance/Bond Premiums	40	35	200	200
540 Public Notices	0	0	100	100
598 Misc Services & Charges	0	0	100	100
Other Services and Charges	<u>40</u>	<u>35</u>	<u>400</u>	<u>400</u>
610 General Supplies	0	0	100	100
641 Books, Subscriptions	55,749	53,707	62,000	62,000
650 NCO Furniture/Equipment	0	0	2,000	2,000
Supplies	<u>55,749</u>	<u>53,707</u>	<u>64,100</u>	<u>64,100</u>
740 Machinery and Equipment	0	0	0	0
Capital Outlay	<u>0</u>	<u>0</u>	<u>0</u>	<u>0</u>
Law Library	\$ 55,803	\$ 53,742	\$ 72,141	\$ 72,841

**SAN PATRICIO COUNTY, TEXAS
COURTHOUSE SECURITY FUND
BUDGET 2018**

	<u>2016 ACTUAL</u>	<u>2017 ESTIMATE</u>	<u>2018 REQUEST</u>	<u>2018 BUDGET</u>
Beginning Balance	\$ 581,750	\$ 553,050	\$ 525,994	\$ 525,994
Revenues	45,316	44,193	45,000	44,400
Transfers In	<u>0</u>	<u>0</u>	<u>0</u>	<u>0</u>
Total Revenues and Transfers In	<u>45,316</u>	<u>44,193</u>	<u>45,000</u>	<u>44,400</u>
Available Resources	<u>627,066</u>	<u>597,243</u>	<u>570,994</u>	<u>570,394</u>
Expenditures	74,016	71,249	159,290	154,695
Transfers Out	<u>0</u>	<u>0</u>	<u>0</u>	<u>0</u>
Total Expenditures and Transfer Out	<u>74,016</u>	<u>71,249</u>	<u>159,290</u>	<u>154,695</u>
Ending Balance	<u>\$ 553,050</u>	<u>\$ 525,994</u>	<u>\$ 411,704</u>	<u>\$ 415,699</u>

**SAN PATRICIO COUNTY, TEXAS
COURTHOUSE SECURITY FUND
BUDGET 2018**

	2016 ACTUAL	2017 ESTIMATE	2018 REQUEST	2018 BUDGET
340-106 County Clerk	\$ 14,165	\$ 14,132	\$ 14,000	\$ 14,100
340-112 District Clerk	3,903	4,337	4,000	4,100
340-113 Justice Courts	23,740	21,842	24,000	22,400
360-101 Interest Earnings	3,508	3,882	3,000	3,800
370-401 Refunds, Sundry	<u>0</u>	<u>0</u>	<u>0</u>	<u>0</u>
Total Revenue	\$ <u>45,316</u>	\$ <u>44,193</u>	\$ <u>45,000</u>	\$ <u>44,400</u>
670 Courthouse Security				
110 Regular Employees	\$ 28,284	\$ 29,744	\$ 33,342	\$ 31,101
190 Longevity Pay	42	72	160	114
195 Overtime	2,077	1,510	1,500	0
210 Group Insurance	6,096	6,425	9,858	9,552
220 Social Security Taxes	2,253	2,187	2,550	2,388
230 Retirement Contributions	3,132	3,363	3,507	3,387
250 Unemployment Insurance	70	109	133	125
260 Workers' Compensation Ins Personal Services	<u>422</u> <u>42,376</u>	<u>406</u> <u>43,816</u>	<u>740</u> <u>51,790</u>	<u>528</u> <u>47,195</u>
312 Conference and Assoc Dues	0	500	1,000	1,000
330 Pre-Employment Physicals	0	0	0	0
336 Engineering/Architectural	0	0	0	0
341 Other Professional Services	0	0	0	0
434 Equipment Repairs/Maint	21,725	2,000	4,000	4,000
442 Vehicle/Equipment Rental	0	0	0	0
520 Insurance/Bond Premiums	201	176	1,000	1,000
540 Public Notices	0	0	0	0
580 Travel	0	500	800	800
598 Misc Services & Charges Other Services and Charges	<u>768</u> <u>22,694</u>	<u>1,736</u> <u>4,912</u>	<u>0</u> <u>6,800</u>	<u>0</u> <u>6,800</u>
610 General Supplies	3,507	2,521	700	700
650 NCO Furniture/Equipment Supplies	<u>5,439</u> <u>8,946</u>	<u>20,000</u> <u>22,521</u>	<u>100,000</u> <u>100,700</u>	<u>100,000</u> <u>100,700</u>
740 Machinery and Equipment Capital Outlay	<u>0</u> <u>0</u>	<u>0</u> <u>0</u>	<u>0</u> <u>0</u>	<u>0</u> <u>0</u>
Courthouse Security	\$ <u>74,016</u>	\$ <u>71,249</u>	\$ <u>159,290</u>	\$ <u>154,695</u>

**SAN PATRICIO COUNTY, TEXAS
RECORDS MANAGEMENT FUND
BUDGET 2018**

	<u>2016 ACTUAL</u>	<u>2017 ESTIMATE</u>	<u>2018 REQUEST</u>	<u>2018 BUDGET</u>
Beginning Balance	\$ 919,000	\$ 804,794	\$ 635,758	\$ 635,758
Revenues	265,259	268,050	257,700	265,800
Transfers In	<u>0</u>	<u>0</u>	<u>0</u>	<u>0</u>
Total Revenues and Transfers In	<u>265,259</u>	<u>268,050</u>	<u>257,700</u>	<u>265,800</u>
Available Resources	<u>1,184,259</u>	<u>1,072,844</u>	<u>893,458</u>	<u>901,558</u>
Expenditures	379,465	437,086	754,363	702,830
Transfers Out	<u>0</u>	<u>0</u>	<u>0</u>	<u>0</u>
Total Expenditures and Transfer Out	<u>379,465</u>	<u>437,086</u>	<u>754,363</u>	<u>702,830</u>
Ending Balance	\$ <u>804,794</u>	\$ <u>635,758</u>	\$ <u>139,095</u>	\$ <u>198,728</u>

**SAN PATRICIO COUNTY, TEXAS
RECORDS MANAGEMENT FUND
BUDGET 2018**

	2016 <u>ACTUAL</u>	2017 <u>ESTIMATE</u>	2018 <u>REQUEST</u>	2018 <u>BUDGET</u>
340-325 Records Mgmt - County Clerk	\$ 11,525	\$ 9,740	\$ 12,000	\$ 9,700
340-326 Records Mgmt - District Clerk	12,691	14,249	14,000	14,000
340-327 Rec Mgmt - County Clerk - Special	108,127	109,962	105,000	109,000
340-328 Co Clerk Records Archive Fee	107,065	108,840	103,000	108,000
340-329 Digital Record Preservation	3,860	3,857	3,500	3,800
340-330 Digital Record Preservation	6,924	7,640	7,700	7,600
340-331 Dist Clerk Archive Fee	7,403	8,015	7,500	8,000
360-101 Interest Earnings	6,067	5,747	5,000	5,700
370-401 Refunds, Sundry	1,596	0	0	0
Total Revenue	\$ 265,259	\$ 268,050	\$ 257,700	\$ 265,800
403 County Clerk				
110 Regular Employees	\$ 25,284	\$ 25,884	\$ 27,178	\$ 26,661
115 Temporary Employees	0	0	0	0
190 Longevity Pay	350	386	386	422
195 Overtime	573	360	500	0
210 Group Insurance	8,038	8,399	9,552	9,552
220 Social Security Taxes	2,005	1,953	2,079	2,072
230 Retirement Contributions	2,699	2,805	2,949	2,939
250 Unemployment Insurance	47	69	109	108
260 Workers' Compensation Ins	133	59	76	76
Personal Services	<u>39,129</u>	<u>39,915</u>	<u>42,829</u>	<u>41,830</u>
312 Conference and Assoc Dues	0	0	100	100
341 Other Professional Services	59,901	50,000	80,000	80,000
410 Utilities	4,570	2,567	4,000	4,000
430 Building Repairs/Maint	0	0	0	0
432 Vehicle Repairs/Maint	0	0	0	0
434 Equipment Repairs/Maint	0	3,500	10,000	10,000
450 Construction Services	0	0	0	0
520 Insurance/Bond Premiums	214	172	400	400
540 Public Notices	0	0	0	0
580 Travel	0	100	200	200
598 Misc Services & Charges	600	3,496	1,000	1,000
Other Services and Charges	<u>65,285</u>	<u>59,835</u>	<u>95,700</u>	<u>95,700</u>
610 General Supplies	1,135	1,750	3,500	3,500
650 NCO Furniture/Equipment	0	0	0	0
Supplies	<u>1,135</u>	<u>1,750</u>	<u>3,500</u>	<u>3,500</u>
740 Machinery and Equipment	0	5,800	5,800	5,800
Capital Outlay	<u>0</u>	<u>5,800</u>	<u>5,800</u>	<u>5,800</u>
County Clerk	<u>105,549</u>	<u>107,300</u>	<u>147,829</u>	<u>146,830</u>
404 Records Archive/Preservation				
341 Other Professional Services	<u>237,563</u>	<u>300,000</u>	<u>500,000</u>	<u>500,000</u>
Other Services and Charges	<u>237,563</u>	<u>300,000</u>	<u>500,000</u>	<u>500,000</u>
Records Archive/Preservation	<u>237,563</u>	<u>300,000</u>	<u>500,000</u>	<u>500,000</u>

**SAN PATRICIO COUNTY, TEXAS
RECORDS MANAGEMENT FUND
BUDGET 2018**

	<u>2016 ACTUAL</u>	<u>2017 ESTIMATE</u>	<u>2018 REQUEST</u>	<u>2018 BUDGET</u>
465 District Clerk				
110 Regular Employees	\$ 23,889	\$ 24,489	\$ 24,353	0
190 Longevity Pay	204	240	205	0
195 Overtime	343	302	350	0
210 Group Insurance	7,310	27	9,858	0
220 Social Security Taxes	1,831	1,840	1,919	0
230 Retirement Contributions	2,517	2,637	2,640	0
250 Unemployment Insurance	44	65	101	0
260 Workers' Compensation Ins	68	56	108	0
Personal Services	<u>36,207</u>	<u>29,656</u>	<u>39,534</u>	<u>0</u>
312 Conference and Assoc Dues	0	0	0	0
434 Equipment Repairs/Maint	0	0	0	0
520 Insurance/Bond Premiums	146	130	0	0
580 Travel	0	0	0	0
598 Misc Services & Charges	0	0	20,000	0
Other Services and Charges	<u>146</u>	<u>130</u>	<u>20,000</u>	<u>0</u>
610 General Supplies	0	0	0	0
650 NCO Furniture/Equipment Supplies	<u>0</u>	<u>0</u>	<u>0</u>	<u>0</u>
740 Machinery and Equipment Capital Outlay	<u>0</u>	<u>0</u>	<u>0</u>	<u>0</u>
District Clerk	<u>36,352</u>	<u>29,786</u>	<u>59,534</u>	<u>0</u>
466 Records Archive/Preservation				
341 Other Professional Services	0	0	47,000	56,000
Other Services and Charges	<u>0</u>	<u>0</u>	<u>47,000</u>	<u>56,000</u>
Records Archive/Preservation	<u>0</u>	<u>0</u>	<u>47,000</u>	<u>56,000</u>
Records Management Fund	<u>\$ 379,465</u>	<u>\$ 437,086</u>	<u>\$ 754,363</u>	<u>\$ 702,830</u>

**SAN PATRICIO COUNTY, TEXAS
COURT TECHNOLOGY FEE FUND
BUDGET 2018**

	<u>2016 ACTUAL</u>	<u>2017 ESTIMATE</u>	<u>2018 REQUEST</u>	<u>2018 BUDGET</u>
Beginning Balance	\$ 227,956	\$ 250,917	\$ 258,742	\$ 258,742
Revenues	31,286	30,181	31,600	29,300
Transfers In	<u>0</u>	<u>0</u>	<u>0</u>	<u>0</u>
Total Revenues and Transfers In	<u>31,286</u>	<u>30,181</u>	<u>31,600</u>	<u>29,300</u>
Available Resources	<u>259,242</u>	<u>281,098</u>	<u>290,342</u>	<u>288,042</u>
Expenditures	8,325	22,356	40,890	40,890
Transfers Out	<u>0</u>	<u>0</u>	<u>0</u>	<u>0</u>
Total Expenditures and Transfer Out	<u>8,325</u>	<u>22,356</u>	<u>40,890</u>	<u>40,890</u>
Ending Balance	\$ <u>250,917</u>	\$ <u>258,742</u>	\$ <u>249,452</u>	\$ <u>247,152</u>

**SAN PATRICIO COUNTY, TEXAS
COURT TECHNOLOGY FEE FUND
BUDGET 2018**

	2016 <u>ACTUAL</u>	2017 <u>ESTIMATE</u>	2018 <u>REQUEST</u>	2018 <u>BUDGET</u>
340-302 Justice Court Technology Fee	\$ 23,189	\$ 21,637	\$ 24,000	\$ 21,000
340-331 County Clerk Technology Fee	6,030	5,807	6,000	5,700
340-332 District Clerk Technology Fee	<u>576</u>	<u>954</u>	<u>600</u>	<u>900</u>
Total Charges for Services	<u>29,795</u>	<u>28,398</u>	<u>30,600</u>	<u>27,600</u>
360-101 Interest Earnings	<u>1,491</u>	<u>1,783</u>	<u>1,000</u>	<u>1,700</u>
Investment Earnings	<u>1,491</u>	<u>1,783</u>	<u>1,000</u>	<u>1,700</u>
Total Revenue	<u>\$ 31,286</u>	<u>\$ 30,181</u>	<u>\$ 31,600</u>	<u>\$ 29,300</u>
479 Justices of the Peace				
312 Conference and Assoc Dues	\$ 0	\$ 500	\$ 5,000	\$ 5,000
434 Equipment Repairs/Maint	594	1,307	4,900	4,900
460 Software License/Support	5,078	0		
530 Telephone	0	0	0	0
580 Travel	0	500	1,000	1,000
598 Misc Services & Charges	0	0	790	790
Other Services and Charges	<u>5,672</u>	<u>2,307</u>	<u>11,690</u>	<u>11,690</u>
610 General Supplies	2,088	1,500	1,000	1,000
650 NCO Furniture/Equipment Supplies	<u>565</u>	<u>18,549</u>	<u>28,200</u>	<u>28,200</u>
	<u>2,653</u>	<u>20,049</u>	<u>29,200</u>	<u>29,200</u>
740 Machinery and Equipment Capital Outlay	<u>0</u>	<u>0</u>	<u>0</u>	<u>0</u>
	<u>0</u>	<u>0</u>	<u>0</u>	<u>0</u>
Justices of the Peace	<u>\$ 8,325</u>	<u>\$ 22,356</u>	<u>\$ 40,890</u>	<u>\$ 40,890</u>

**SAN PATRICIO COUNTY, TEXAS
COURT REPORTER SERVICE FUND
BUDGET 2018**

	<u>2016 ACTUAL</u>	<u>2017 ESTIMATE</u>	<u>2018 REQUEST</u>	<u>2018 BUDGET</u>
Beginning Balance	\$ 104,773	\$ 110,606	\$ 118,438	\$ 118,438
Revenues	14,220	14,821	15,000	14,700
Transfers In	<u>0</u>	<u>0</u>	<u>0</u>	<u>0</u>
Total Revenues and Transfers In	<u>14,220</u>	<u>14,821</u>	<u>15,000</u>	<u>14,700</u>
Available Resources	<u>118,993</u>	<u>125,427</u>	<u>133,438</u>	<u>133,138</u>
Expenditures	8,387	6,989	76,000	76,000
Transfers Out	<u>0</u>	<u>0</u>	<u>0</u>	<u>0</u>
Total Expenditures and Transfer Out	<u>8,387</u>	<u>6,989</u>	<u>76,000</u>	<u>76,000</u>
Ending Balance	\$ <u>110,606</u>	\$ <u>118,438</u>	\$ <u>57,438</u>	\$ <u>57,138</u>

**SAN PATRICIO COUNTY, TEXAS
COURT REPORTER SERVICE FUND
BUDGET 2018**

		2016 <u>ACTUAL</u>		2017 <u>ESTIMATE</u>		2018 <u>REQUEST</u>		2018 <u>BUDGET</u>
340-106	County Clerk	\$ 4,920	\$	4,843	\$	4,700	\$	4,900
340-112	District Clerk	<u>8,936</u>		<u>9,192</u>		<u>9,700</u>		<u>9,000</u>
	Total Charges for Services	<u>13,856</u>		<u>14,035</u>		<u>14,400</u>		<u>13,900</u>
360-101	Interest Earnings	<u>364</u>		<u>786</u>		<u>600</u>		<u>800</u>
	Investment Earnings	<u>364</u>		<u>786</u>		<u>600</u>		<u>800</u>
370-401	Refunds, Sundry	<u>0</u>		<u>0</u>		<u>0</u>		<u>0</u>
	Other Revenue & Transfers In	<u>0</u>		<u>0</u>		<u>0</u>		<u>0</u>
	Total Revenue	<u>\$ 14,220</u>	\$	<u>14,821</u>	\$	<u>15,000</u>	\$	<u>14,700</u>
450	County Court							
321	Other Costs of Court	\$ 0	\$	0	\$	1,000	\$	1,000
329	Court Reporter Services	<u>0</u>		<u>2,500</u>		<u>25,000</u>		<u>25,000</u>
	Other Services and Charges	<u>0</u>		<u>2,500</u>		<u>26,000</u>		<u>26,000</u>
460	District Court							
321	Other Costs of Court	0		0		1,000		1,000
329	Court Reporter Services	<u>8,387</u>		<u>4,489</u>		<u>49,000</u>		<u>49,000</u>
	Other Services and Charges	<u>8,387</u>		<u>4,489</u>		<u>50,000</u>		<u>50,000</u>
	District Court	<u>\$ 8,387</u>	\$	<u>6,989</u>	\$	<u>76,000</u>	\$	<u>76,000</u>

**SAN PATRICIO COUNTY, TEXAS
COASTAL BEND COG GRANT
BUDGET 2018**

	<u>2016 ACTUAL</u>	<u>2017 ESTIMATE</u>	<u>2018 REQUEST</u>	<u>2018 BUDGET</u>
Beginning Balance	\$ 272,234	\$ 269,788	\$ 228,690	\$ 228,690
Revenues	1,692	1,810	1,500	1,800
Transfers In	<u>0</u>	<u>0</u>	<u>0</u>	<u>0</u>
Total Revenues and Transfers In	<u>1,692</u>	<u>1,810</u>	<u>1,500</u>	<u>1,800</u>
Available Resources	<u>273,926</u>	<u>271,598</u>	<u>230,190</u>	<u>230,490</u>
Expenditures	4,138	42,908	253,984	230,490
Transfers Out	<u>0</u>	<u>0</u>	<u>0</u>	<u>0</u>
Total Expenditures and Transfer Out	<u>4,138</u>	<u>42,908</u>	<u>253,984</u>	<u>230,490</u>
Ending Balance	\$ <u>269,788</u>	\$ <u>228,690</u>	\$ <u>-23,794</u>	\$ <u>0</u>

**SAN PATRICIO COUNTY, TEXAS
COASTAL BEND COG GRANT
BUDGET 2018**

		2016 <u>ACTUAL</u>	2017 <u>ESTIMATE</u>	2018 <u>REQUEST</u>	2018 <u>BUDGET</u>
330-276	SHS Grant	\$ 0	\$ 0	\$ 0	\$ 0
330-404	Coastal Bend COG-911 Funding	<u>0</u>	<u>0</u>	<u>0</u>	<u>0</u>
	Total Charges for Services	<u>0</u>	<u>0</u>	<u>0</u>	<u>0</u>
360-101	Interest Earnings	<u>1,692</u>	<u>1,810</u>	<u>1,500</u>	<u>1,800</u>
	Investment Earnings	<u>1,692</u>	<u>1,810</u>	<u>1,500</u>	<u>1,800</u>
	Total Revenue	\$ <u>1,692</u>	\$ <u>1,810</u>	\$ <u>1,500</u>	\$ <u>1,800</u>
660	County Sheriff				
312	Conference and Assoc Dues	\$ 0	\$ 2,845	\$ 16,000	\$ 16,000
434	Equipment Repairs/Maint	0	0	1,000	1,000
450	Construction Services	0	0	0	0
530	Telephone	0	0	800	800
580	Travel	464	3,839	18,000	18,000
598	Misc Services & Charges	<u>0</u>	<u>2,070</u>	<u>21,000</u>	<u>21,000</u>
	Other Services and Charges	<u>464</u>	<u>8,754</u>	<u>56,800</u>	<u>56,800</u>
610	General Supplies	2,174	2,133	100,000	100,000
650	NCO Furniture/Equipment Supplies	<u>1,500</u>	<u>2,800</u>	<u>41,000</u>	<u>38,200</u>
		<u>3,674</u>	<u>4,933</u>	<u>141,000</u>	<u>138,200</u>
740	Machinery and Equipment Capital Outlay	<u>0</u>	<u>29,221</u>	<u>56,184</u>	<u>35,490</u>
		<u>0</u>	<u>29,221</u>	<u>56,184</u>	<u>35,490</u>
900	Operating Transfers Out				
010	General Fund	<u>0</u>	<u>0</u>	<u>0</u>	<u>0</u>
	<i>Operating Transfers Out</i>	<u>0</u>	<u>0</u>	<u>0</u>	<u>0</u>
	County Sheriff	\$ <u>4,138</u>	\$ <u>42,908</u>	\$ <u>253,984</u>	\$ <u>230,490</u>

**SAN PATRICIO COUNTY, TEXAS
COMMUNICATIONS SYSTEM
BUDGET 2018**

	<u>2016 ACTUAL</u>	<u>2017 ESTIMATE</u>	<u>2018 REQUEST</u>	<u>2018 BUDGET</u>
Beginning Balance	\$ 158,066	\$ 213,604	\$ 212,026	\$ 212,026
Revenues	85,301	57,666	75,050	57,600
Transfers In	<u>0</u>	<u>0</u>	<u>0</u>	<u>0</u>
Total Revenues and Transfers In	<u>85,301</u>	<u>57,666</u>	<u>75,050</u>	<u>57,600</u>
Available Resources	<u>243,367</u>	<u>271,270</u>	<u>287,076</u>	<u>269,626</u>
Expenditures	29,763	59,244	194,000	194,000
Transfers Out	<u>0</u>	<u>0</u>	<u>0</u>	<u>0</u>
Total Expenditures and Transfer Out	<u>29,763</u>	<u>59,244</u>	<u>194,000</u>	<u>194,000</u>
Ending Balance	\$ <u>213,604</u>	\$ <u>212,026</u>	\$ <u>93,076</u>	\$ <u>75,626</u>

**SAN PATRICIO COUNTY, TEXAS
COMMUNICATIONS SYSTEM
BUDGET 2018**

	2016 <u>ACTUAL</u>	2017 <u>ESTIMATE</u>	2018 <u>REQUEST</u>	2018 <u>BUDGET</u>
330-405 SHSP Grant	0	0	0	0
340-405 Radio Maintenance Fee	<u>79,000</u>	<u>56,070</u>	<u>75,000</u>	<u>56,000</u>
Total Charges for Services	<u>79,000</u>	<u>56,070</u>	<u>75,000</u>	<u>56,000</u>
360-101 Interest Earnings	<u>1,122</u>	<u>1,596</u>	<u>50</u>	<u>1,600</u>
Investment Earnings	<u>1,122</u>	<u>1,596</u>	<u>50</u>	<u>1,600</u>
370-100 Sale of Fixed Assets	0	0	0	0
370-101 Insurance Recovery-Assets	5,179	0	0	0
370-401 Refunds, Sundry	0	0	0	0
390-010 General Fund	<u>0</u>	<u>0</u>	<u>0</u>	<u>0</u>
Other Revenue & Transfers In	<u>5,179</u>	<u>0</u>	<u>0</u>	<u>0</u>
Total Revenue	<u>\$ 85,301</u>	<u>\$ 57,666</u>	<u>\$ 75,050</u>	<u>\$ 57,600</u>
665 Communications System				
434 Equipment Repairs/Maint	\$ 1,660	\$ 12,107	\$ 52,000	\$ 52,000
450 Construction Services	1,500	5,000	10,000	10,000
598 Misc Services & Charges	<u>11,546</u>	<u>7,253</u>	<u>32,000</u>	<u>32,000</u>
Other Services and Charges	<u>14,706</u>	<u>24,360</u>	<u>94,000</u>	<u>94,000</u>
610 General Supplies	3,279	4,886	20,000	20,000
650 NCO Furniture/Equipment	<u>11,778</u>	<u>9,998</u>	<u>40,000</u>	<u>40,000</u>
Supplies	<u>15,057</u>	<u>14,884</u>	<u>60,000</u>	<u>60,000</u>
740 Machinery and Equipment	0	20,000	40,000	40,000
Capital Outlay	<u>0</u>	<u>20,000</u>	<u>40,000</u>	<u>40,000</u>
Communications System	<u>\$ 29,763</u>	<u>\$ 59,244</u>	<u>\$ 194,000</u>	<u>\$ 194,000</u>

**SAN PATRICIO COUNTY, TEXAS
SAN PATRICIO COUNTY AIRPORT FUND
BUDGET 2018**

	<u>2016 ACTUAL</u>	<u>2017 ESTIMATE</u>	<u>2018 REQUEST</u>	<u>2018 BUDGET</u>
Beginning Balance	\$ 383,251	\$ 650,520	\$ 298,658	\$ 298,658
Revenues	376,152	402,306	675,050	580,000
Transfers In	<u>400,000</u>	<u>400,000</u>	<u>400,000</u>	<u>1,100,000</u>
Total Revenues and Transfers In	<u>776,152</u>	<u>802,306</u>	<u>1,075,050</u>	<u>1,680,000</u>
Available Resources	<u>1,159,403</u>	<u>1,452,826</u>	<u>1,373,708</u>	<u>1,978,658</u>
Expenditures	508,883	1,154,168	1,133,914	1,861,024
Transfers Out	<u>0</u>	<u>0</u>	<u>0</u>	<u>0</u>
Total Expenditures and Transfer Out	<u>508,883</u>	<u>1,154,168</u>	<u>1,133,914</u>	<u>1,861,024</u>
Ending Balance	\$ <u>650,520</u>	\$ <u>298,658</u>	\$ <u>239,794</u>	\$ <u>117,634</u>

**SAN PATRICIO COUNTY, TEXAS
SAN PATRICIO COUNTY AIRPORT FUND
BUDGET 2018**

	2016 <u>ACTUAL</u>	2017 <u>ESTIMATE</u>	2018 <u>REQUEST</u>	2018 <u>BUDGET</u>
330-504 TXDOT Grant	\$ 0	\$ 0	\$ 0	\$ 0
360-101 Interest Earnings	3,636	4,944	50	5,000
370-100 Sale of Fixed Assets	0	0	0	0
370-201 Rental Income	115,147	62,629	75,000	75,000
370-307 Fuel Sales	245,275	334,733	600,000	500,000
370-401 Refunds, Sundry	12,094	0	0	0
390-010 General Fund	400,000	400,000	400,000	400,000
390-720 Capital Improvements	0	0	0	700,000
Total Revenue and Transfers In	\$ 776,152	\$ 802,306	\$ 1,075,050	\$ 1,680,000
732 Sinton Airport				
115 Temporary Employees	\$ 0	\$ 0	\$ 0	\$ 0
185 Phone Allowance	0	0	0	0
190 Longevity Pay	0	0	0	0
210 Group Insurance	0	0	0	0
220 Social Security Taxes	0	0	0	0
230 Retirement Contributions	0	0	0	0
250 Unemployment Insurance	0	0	0	0
260 Workers' Compensation Ins	0	0	0	0
Personal Services	0	0	0	0
336 Engineering/Architectural	0	10,000	10,000	10,000
410 Utilities	4,824	5,160	6,900	6,900
421 Waste Disposal	0	0	0	0
424 Grounds Maintenance	0	0	100	100
430 Building Repairs/Maint	1,420	20,000	30,000	30,000
432 Vehicle Repairs/Maint	0	0	1,000	1,000
434 Equipment Repairs/Maint	5,840	7,629	6,000	6,000
442 Vehicle/Equipment Rental	0	0	1,000	1,000
450 Construction Services	10,993	28,413	15,000	15,000
451 Sealcoating	0	0	200	200
520 Insurance/Bond Premiums	5,480	5,284	6,000	6,000
530 Telephone	640	819	1,100	1,100
540 Public Notices	0	0	200	200
598 Misc Services & Charges	250	1,831	1,000	1,000
<i>Other Services and Charges</i>	<u>29,447</u>	<u>79,136</u>	<u>78,500</u>	<u>78,500</u>
602 Repair Materials	949	500	1,000	1,000
604 Repair Parts	747	1,166	600	600
608 Signage	1,037	250	100	100
610 General Supplies	6,064	7,712	5,000	5,000
626 Fuel, Oil, Lubricants	0	0	60,000	60,000
627 Automotive Supplies	0	0	0	0
650 NCO Furniture/Equipment	0	1,000	2,000	2,000
698 Other Supplies	1,603	1,520	3,000	3,000
<i>Supplies</i>	<u>10,400</u>	<u>12,148</u>	<u>71,700</u>	<u>71,700</u>
740 Machinery and Equipment	25,000	80,000	30,000	30,000
<i>Capital Outlay</i>	<u>25,000</u>	<u>80,000</u>	<u>30,000</u>	<u>30,000</u>
Sinton Airport	64,847	171,284	180,200	180,200

**SAN PATRICIO COUNTY, TEXAS
SAN PATRICIO COUNTY AIRPORT FUND
BUDGET 2018**

	2016 <u>ACTUAL</u>	2017 <u>ESTIMATE</u>	2018 <u>REQUEST</u>	2018 <u>BUDGET</u>
734 T. P. McCampbell Airport				
110 Regular Employees	\$ 102,716	\$ 108,834	\$ 105,245	\$ 104,845
115 Temporary Employees	0	0	2,000	5,570
185 Phone Allowance	1,150	1,200	1,100	1,200
190 Longevity Pay	42	123	100	261
195 Overtime	19	219	1,000	3,500
210 Group Insurance	14,647	17,580	9,552	28,656
220 Social Security Taxes	7,950	7,812	8,051	8,826
230 Retirement Contributions	10,704	11,660	11,419	12,518
250 Unemployment Insurance	185	289	421	461
260 Workers' Compensation Ins Personal Services	<u>2,659</u> <u>140,072</u>	<u>2,419</u> <u>150,136</u>	<u>3,000</u> <u>141,889</u>	<u>3,162</u> <u>168,999</u>
312 Conference and Assoc Dues	200	400	300	300
336 Engineering/Architectural	0	60,000	60,000	130,000
341 Other Professional Services	0	0	0	0
410 Utilities	13,849	9,981	15,000	15,000
424 Grounds Maintenance	0	250	500	500
430 Building Repairs/Maint	555	750	5,000	5,000
432 Vehicle Repairs/Maint	633	2,624	5,000	5,000
434 Equipment Repairs/Maint	14,829	9,338	6,000	6,000
442 Vehicle/Equipment Rental	480	480	1,000	1,000
450 Construction Services	13,500	680,000	150,000	150,000
451 Sealcoating	0	50,000	70,000	70,000
520 Insurance/Bond Premiums	4,784	5,213	9,425	9,425
530 Telephone	1,977	4,327	1,500	1,500
538 Postage	196	196	500	500
540 Public Notices	38	0	6,000	6,000
580 Travel	522	432	1,000	1,000
588 Hauling Charges	0	0	0	0
598 Misc Services & Charges <i>Other Services and Charges</i>	<u>3,767</u> <u>55,330</u>	<u>4,392</u> <u>828,383</u>	<u>3,000</u> <u>334,225</u>	<u>3,000</u> <u>404,225</u>
602 Repair Materials	7,621	22,111	12,000	12,000
604 Repair Parts	4,032	4,561	7,000	7,000
608 Signage	2,060	250	500	500
610 General Supplies	8,807	10,181	10,000	10,000
626 Fuel, Oil, Lubricants	217,670	294,268	420,000	420,000
627 Automotive Supplies	1,163	0	1,000	1,000
641 Books, Subscriptions	0	0	100	100
650 NCO Furniture/Equipment	4,233	2,000	4,000	4,000
698 Other Supplies <i>Supplies</i>	<u>3,048</u> <u>248,634</u>	<u>5,197</u> <u>4,365</u>	<u>3,000</u> <u>457,600</u>	<u>3,000</u> <u>457,600</u>
730 Improvements	0	0	0	630,000
740 Machinery and Equipment <i>Capital Outlay</i>	<u>0</u> <u>0</u>	<u>0</u> <u>0</u>	<u>20,000</u> <u>20,000</u>	<u>20,000</u> <u>650,000</u>
T. P. McCampbell Airport	<u>444,036</u>	<u>982,884</u>	<u>953,714</u>	<u>1,680,824</u>
San Patricio County Airport Fund	<u>\$ 508,883</u>	<u>\$ 1,154,168</u>	<u>1,133,914</u>	<u>\$ 1,861,024</u>

**SAN PATRICIO COUNTY, TEXAS
ELECTION SERVICES
BUDGET 2018**

	<u>2016 ACTUAL</u>	<u>2017 ESTIMATE</u>	<u>2018 REQUEST</u>	<u>2018 BUDGET</u>
Beginning Balance	\$ 278,932	\$ 334,139	\$ 93,459	\$ 93,459
Revenues	55,207	99,320	33,200	36,200
Transfers In	<u>0</u>	<u>0</u>	<u>0</u>	<u>0</u>
Total Revenues and Transfers In	<u>55,207</u>	<u>99,320</u>	<u>33,200</u>	<u>36,200</u>
Available Resources	<u>334,139</u>	<u>433,459</u>	<u>126,659</u>	<u>129,659</u>
Expenditures	0	340,000	0	0
Transfers Out	<u>0</u>	<u>0</u>	<u>0</u>	<u>0</u>
Total Expenditures and Transfer Out	<u>0</u>	<u>340,000</u>	<u>0</u>	<u>0</u>
Ending Balance	\$ <u>334,139</u>	\$ <u>93,459</u>	\$ <u>126,659</u>	\$ <u>129,659</u>

**SAN PATRICIO COUNTY, TEXAS
ELECTION SERVICES
BUDGET 2018**


	2016 <u>ACTUAL</u>	2017 <u>ESTIMATE</u>	2018 <u>REQUEST</u>	2018 <u>BUDGET</u>
340-607 Election Services Fee	\$ 38,356	\$ 18,043	\$ 18,000	\$ 20,000
360-101 Investment Earnings	1,927	2,269	200	1,200
370-201 Rental Income	14,924	79,008	15,000	15,000
370-401 Refunds, Sundry	0	0	0	0
390-010 General Fund	<u>0</u>	<u>0</u>	<u>0</u>	<u>0</u>
Total Revenue	\$ <u>55,207</u>	\$ <u>99,320</u>	\$ <u>33,200</u>	\$ <u>36,200</u>
520 Election Services				
312 Conference and Assoc Dues	\$ 0	\$ 0	\$ 0	\$ 0
341 Other Professional Services	0	0	0	0
434 Equipment Repairs/Maint	0	0	0	0
442 Vehicle/Equipment Rental	0	0	0	0
520 Insurance/Bond Premiums	0	0	0	0
530 Telephone	0	0	0	0
538 Postage	0	0	0	0
540 Public Notices	0	0	0	0
580 Travel	0	0	0	0
598 Misc Services & Charges	<u>0</u>	<u>0</u>	<u>0</u>	<u>0</u>
<i>Other Services and Charges</i>	<u>0</u>	<u>0</u>	<u>0</u>	<u>0</u>
610 General Supplies	0	0	0	0
641 Books, Subscriptions	0	0	0	0
650 NCO Furniture/Equipment	0	0	0	0
698 Other Supplies	<u>0</u>	<u>0</u>	<u>0</u>	<u>0</u>
<i>Supplies</i>	<u>0</u>	<u>0</u>	<u>0</u>	<u>0</u>
740 Machinery and Equipment	<u>0</u>	340,000	<u>0</u>	<u>0</u>
<i>Capital Outlay</i>	<u>0</u>	<u>340,000</u>	<u>0</u>	<u>0</u>
Election Services	<u>0</u>	<u>340,000</u>	<u>0</u>	<u>0</u>
ELECTION SERVICES	\$ <u>0</u>	\$ <u>340,000</u>	\$ <u>0</u>	\$ <u>0</u>

**SAN PATRICIO COUNTY, TEXAS
COUNTY ATTORNEY PRETRIAL DIVERSION
BUDGET 2018**

	<u>2016 ACTUAL</u>	<u>2017 ESTIMATE</u>	<u>2018 REQUEST</u>	<u>2018 BUDGET</u>
Beginning Balance	\$ 286,058	\$ 259,716	\$ 254,283	\$ 254,283
Revenues	113,637	109,229	110,000	110,000
Transfers In	<u>0</u>	<u>0</u>	<u>0</u>	<u>0</u>
Total Revenues and Transfers In	<u>113,637</u>	<u>109,229</u>	<u>110,000</u>	<u>110,000</u>
Available Resources	<u>399,695</u>	<u>368,945</u>	<u>364,283</u>	<u>364,283</u>
Expenditures	139,979	114,662	117,786	126,040
Transfers Out	<u>0</u>	<u>0</u>	<u>0</u>	<u>0</u>
Total Expenditures and Transfer Out	<u>139,979</u>	<u>114,662</u>	<u>117,786</u>	<u>126,040</u>
Ending Balance	\$ <u>259,716</u>	\$ <u>254,283</u>	\$ <u>246,497</u>	\$ <u>238,243</u>

**SAN PATRICIO COUNTY, TEXAS
COUNTY ATTORNEY PRETRIAL DIVERSION
BUDGET 2018**

	2016 <u>ACTUAL</u>	2017 <u>ESTIMATE</u>	2018 <u>REQUEST</u>	2018 <u>BUDGET</u>
330-201 Asst Prosecutor Longevity	\$ 2,180	\$ 0	\$ 0	\$ 0
340-153 Co Atty Pretrial Intervention	109,649	107,433	108,300	108,300
360-101 Interest Earnings	<u>1,808</u>	<u>1,796</u>	<u>1,700</u>	<u>1,700</u>
Total Revenue and Transfers In	\$ <u>113,637</u>	\$ <u>109,229</u>	\$ <u>110,000</u>	\$ <u>110,000</u>
 County Attorney				
110 Regular Employees	\$ 64,229	\$ 85,925	\$ 97,266	\$ 88,529
185 Phone Allowance	600	600	0	600
190 Longevity Pay	1,727	480	0	6,960
210 Group Insurance	8,391	8,579	0	9,552
220 Social Security Taxes	5,076	6,324	7,441	7,351
230 Retirement Contributions	6,855	9,094	10,554	10,426
250 Unemployment Insurance	118	204	389	384
260 Workers' Compensation Ins	0	0	36	38
<i>Personal Services</i>	<u>86,996</u>	<u>111,206</u>	<u>115,686</u>	<u>123,840</u>
312 Conference and Assoc Dues	0	0	1,000	1,000
520 Insurance/Bond Premiums	112	102	0	100
538 Postage			100	100
580 Travel	0	0	500	500
598 Misc Services & Charges	<u>52,123</u>	<u>0</u>	<u>100</u>	<u>100</u>
<i>Other Services and Charges</i>	<u>52,235</u>	<u>102</u>	<u>1,700</u>	<u>1,800</u>
610 General Supplies	748	0	300	300
641 Books, Subscriptions	0	0	100	100
650 NCO Furniture/Equipment	0	0	0	0
<i>Supplies</i>	<u>748</u>	<u>0</u>	<u>400</u>	<u>400</u>
740 Machinery and Equipment	0	3,354	0	0
<i>Capital Outlay</i>	<u>0</u>	<u>3,354</u>	<u>0</u>	<u>0</u>
County Attorney	\$ <u>139,979</u>	\$ <u>114,662</u>	\$ <u>117,786</u>	\$ <u>126,040</u>



**SAN PATRICIO COUNTY, TEXAS
RIGHT-OF-WAY
BUDGET 2018**

	<u>2016 ACTUAL</u>	<u>2017 ESTIMATE</u>	<u>2018 REQUEST</u>	<u>2018 BUDGET</u>
Beginning Balance	\$ 443,664	\$ 590,470	\$ 692,555	\$ 692,555
Revenues	7,935	4,292	2,500	4,500
Transfers In	<u>200,000</u>	<u>200,000</u>	<u>200,000</u>	<u>200,000</u>
Total Revenues and Transfers In	<u>207,935</u>	<u>204,292</u>	<u>202,500</u>	<u>204,500</u>
Available Resources	<u>651,599</u>	<u>794,762</u>	<u>895,055</u>	<u>897,055</u>
Expenditures	61,129	102,207	478,517	680,939
Transfers Out	<u>0</u>	<u>0</u>	<u>0</u>	<u>0</u>
Total Expenditures and Transfer Out	<u>61,129</u>	<u>102,207</u>	<u>478,517</u>	<u>680,939</u>
Ending Balance	\$ <u>590,470</u>	\$ <u>692,555</u>	\$ <u>416,538</u>	\$ <u>216,116</u>

**SAN PATRICIO COUNTY, TEXAS
RIGHT-OF-WAY
BUDGET 2018**

	2016 <u>ACTUAL</u>	2017 <u>ESTIMATE</u>	2018 <u>REQUEST</u>	2018 <u>BUDGET</u>
330-351 Row Reimb.	\$ 0	\$ 0	\$ 0	\$ 0
360-101 Interest Earnings	3,364	4,292	2,500	4,500
370-401 Refunds, Sundry	4,571	0	0	0
390-010 General Fund	<u>200,000</u>	<u>200,000</u>	<u>200,000</u>	<u>200,000</u>
Total Revenue and Transfers In	\$ <u>207,935</u>	\$ <u>204,292</u>	\$ <u>202,500</u>	\$ <u>204,500</u>
730 Right-Of-Way				
110 Regular Employees	\$ 43,515	\$ 44,115	\$ 43,515	\$ 45,438
190 Longevity Pay	720	720	720	720
195 Overtime	860	966	0	0
210 Group Insurance	6,510	6,825	9,552	9,552
220 Social Security Taxes	3,165	3,076	3,329	3,531
230 Retirement Contributions	4,645	4,792	4,721	5,008
250 Unemployment Insurance	100	145	174	185
260 Workers' Compensation Ins	123	134	130	129
<i>Personal Services</i>	<u>59,638</u>	<u>60,773</u>	<u>62,141</u>	<u>64,563</u>
312 Conference and Assoc Dues	0	0	200	200
326 Appraisal Services	0	5,000	50,000	50,000
336 Engineering/Architectural	0	300	3,000	3,000
434 Equipment Repairs/Maint	0	200	2,000	2,000
455 Utility Adjustments	0	25,000	250,000	450,000
520 Insurance/Bond Premiums	391	334	5,000	5,000
530 Telephone	76	0	2,000	2,000
538 Postage	0	100	1,000	1,000
580 Travel	0	0	700	700
598 Misc Services & Charges	51	0	1,476	1,476
<i>Other Services and Charges</i>	<u>518</u>	<u>30,934</u>	<u>315,376</u>	<u>515,376</u>
610 General Supplies	973	500	1,000	1,000
650 NCO Furniture/Equipment	0	0	0	0
<i>Supplies</i>	<u>973</u>	<u>500</u>	<u>1,000</u>	<u>1,000</u>
710 Land	0	10,000	100,000	100,000
740 Machinery and Equipment	0	0	0	0
<i>Capital Outlay</i>	<u>0</u>	<u>10,000</u>	<u>100,000</u>	<u>100,000</u>
900 Operating Transfers Out				
970 Capital Improvements	0	0	0	0
<i>Operating Transfers Out</i>	<u>0</u>	<u>0</u>	<u>0</u>	<u>0</u>
Right-Of-Way	\$ <u>61,129</u>	\$ <u>102,207</u>	\$ <u>478,517</u>	\$ <u>680,939</u>

DEBT SERVICE FUNDS

Debt Service Funds have been established to receive funds from a tax levy and other sources for the accumulation of funds to meet the annual principal and interest requirements on the outstanding general obligation debt of the County.

SAN PATRICIO COUNTY, TEXAS

STATEMENT OF INDEBTEDNESS

DECEMBER 31, 2017

<u>PERMANENT IMPROVEMENTS DEBT</u>	<u>RATES</u>	<u>DUE DATES</u>	<u>DATE OF ISSUE</u>	<u>FINAL MATURITY DATE</u>
GENERAL OBLIGATION REFUNDING BONDS, 2015	2.00% - 5.00%	(4-1;10-1)	8-15-2015	4-1-2036
TAX AND REVENUE CERTIFICATES OF OBLIGATION, 2016	3.00% - 4.00%	(4-1;10-1)	2-1-2016	4-1-2036
STATE INFRASTRUCTURE BANK LOAN	2.57%	(4-1;10-1)	4-13-2016	4-1-2041
QUALIFIED ENERGY CONSERVATION BONDS, 2016	3.87%	(2-1;8-1)	8-2-2016	2-1-2037
TAX AND REVENUE CERTIFICATES OF OBLIGATION, 2017	3.00% - 4.00%	(4-1;10-1)	4-27-2017	4-1-2037
TOTAL PERMANENT IMPROVEMENTS DEBT (COUNTY)				
GRAND TOTALS - DEBT				

AMOUNT ISSUED	AMOUNT PAID/DEFEASED	OUTSTANDING		
		PRINCIPAL	INTEREST	TOTAL
\$ 15,415,000	\$ 805,000	\$ 14,610,000	\$ 7,158,025	\$ 21,768,025
8,975,000	155,000	8,820,000	3,566,075	12,386,075
9,205,112	0	9,205,112		9,205,112
3,185,555	43,530	3,142,025	1,426,208	4,568,233
<u>9,125,000</u>	<u>0</u>	<u>9,125,000</u>	<u>4,252,651</u>	<u>13,377,651</u>
<u>45,905,667</u>	<u>1,003,530</u>	<u>44,902,137</u>	<u>16,402,959</u>	<u>61,305,096</u>
<u>\$ 45,905,667</u>	<u>\$ 1,003,530</u>	<u>\$ 44,902,137</u>	<u>\$ 16,402,959</u>	<u>\$ 61,305,096</u>

SAN PATRICIO COUNTY, TEXAS

DEBT SERVICE

BUDGET REQUIREMENTS FOR 2018

<u>PERMANENT IMPROVEMENTS DEBT (COUNTY)</u>	<u>PRINCIPAL</u>	<u>INTEREST</u>	<u>OTHER EXPENSES</u>	<u>TOTALS</u>
GENERAL OBLIGATION REFUNDING BONDS, 2015	520,000	626,450	1,000	1,147,450
TAX AND REVENUE CERTIFICATES OF OBLIGATION, 2016	340,000	313,250	1,000	654,250
QUALIFIED ENERGY CONSERVATION BONDS, 2016	107,629	120,364	0	227,993
TAX AND REVENUE CERTIFICATES OF OBLIGATION, 2017	<u>180,000</u>	<u>490,526</u>	<u>1,000</u>	<u>671,526</u>
 <u>TOTAL PERMANENT IMPROVEMENTS DEBT (COUNTY)</u>	 <u>1,147,629</u>	 <u>1,550,590</u>	 <u>3,000</u>	 <u>2,701,219</u>
 GRAND TOTAL - ALL DEBT	 \$ <u><u>1,147,629</u></u>	 \$ <u><u>1,550,590</u></u>	 \$ <u><u>3,000</u></u>	 \$ <u><u>2,701,219</u></u>

**SAN PATRICIO COUNTY, TEXAS
PERMANENT IMPROVEMENT I & S
BUDGET 2018**

	<u>2016 ACTUAL</u>	<u>2017 ESTIMATE</u>	<u>2018 REQUEST</u>	<u>2018 BUDGET</u>
Beginning Balance	\$ 140,691	\$ 105,674	\$ 107,420	\$ 107,420
Revenues	1,090,108	1,963,051	1,885,610	2,677,488
Transfers In	<u>0</u>	<u>0</u>	<u>0</u>	<u>0</u>
Total Revenues and Transfers In	<u>1,090,108</u>	<u>1,963,051</u>	<u>1,885,610</u>	<u>2,677,488</u>
Available Resources	<u>1,230,799</u>	<u>2,068,725</u>	<u>1,993,030</u>	<u>2,784,908</u>
Expenditures	1,125,125	1,961,305	2,701,219	2,701,219
Transfers Out	<u>0</u>	<u>0</u>	<u>0</u>	<u>0</u>
Total Expenditures and Transfer Out	<u>1,125,125</u>	<u>1,961,305</u>	<u>2,701,219</u>	<u>2,701,219</u>
Ending Balance	\$ <u><u>105,674</u></u>	\$ <u><u>107,420</u></u>	\$ <u><u>-708,189</u></u>	\$ <u><u>83,689</u></u>

**SAN PATRICIO COUNTY, TEXAS
PERMANENT IMPROVEMENT I & S
BUDGET 2018**

	<u>2016 ACTUAL</u>	<u>2017 ESTIMATE</u>	<u>2018 REQUEST</u>	<u>2018 BUDGET</u>
310-110 Ad Valorem - Current	\$ 1,060,977	\$ 1,920,239	\$ 1,852,310	\$ 2,624,188
310-120 Ad Valorem - Delinquent	26,659	36,607	30,000	50,000
General Property Taxes	<u>1,087,636</u>	<u>1,956,846</u>	<u>1,882,310</u>	<u>2,674,188</u>
360-101 Interest Earnings	2,472	6,205	3,300	3,300
370-401 Refunds, Sundry	0	0	0	0
Other Revenue	<u>2,472</u>	<u>6,205</u>	<u>3,300</u>	<u>3,300</u>
Total Revenues	<u>\$ 1,090,108</u>	<u>\$ 1,963,051</u>	<u>\$ 1,885,610</u>	<u>\$ 2,677,488</u>
800 Debt Service				
801 Principal	\$ 470,000	\$ 703,530	\$ 1,147,629	\$ 1,147,629
802 Interest	654,925	1,256,975	1,550,590	1,550,590
803 Other Expenses	200	800	3,000	3,000
Debt Service	<u>1,125,125</u>	<u>1,961,305</u>	<u>2,701,219</u>	<u>2,701,219</u>
PERMANENT IMPROVEMENT I & S	<u>\$ 1,125,125</u>	<u>\$ 1,961,305</u>	<u>\$ 2,701,219</u>	<u>\$ 2,701,219</u>